



Facts and figures 2023

LIEBHERR

The Group

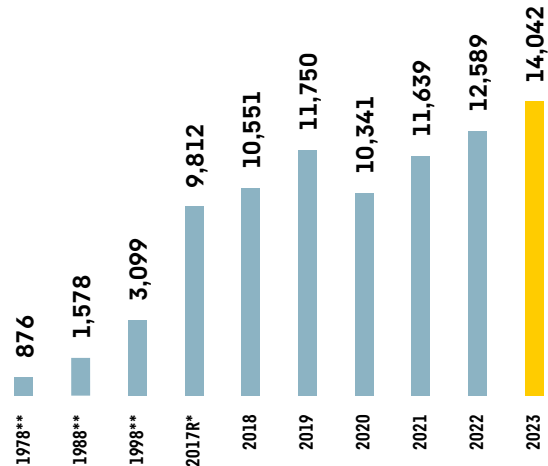
The Liebherr Group

Founded in 1949, the Group today comprises over 150 companies on all continents and employs 53,659 people. The Liebherr Group is a technology company with a broadly diversified product programme. The company is one of the world's largest manufacturers of construction machines, but also offers high-quality, use-oriented products and services in many other fields.

The family shareholders active in the Group (from left to right): Patricia R uf, Sophie Albrecht, Jan Liebherr, St efanie Wohlfarth, Philipp Liebherr, Johanna Platt, Isolde Liebherr, Willi Liebherr



Revenue of all product segments in € m

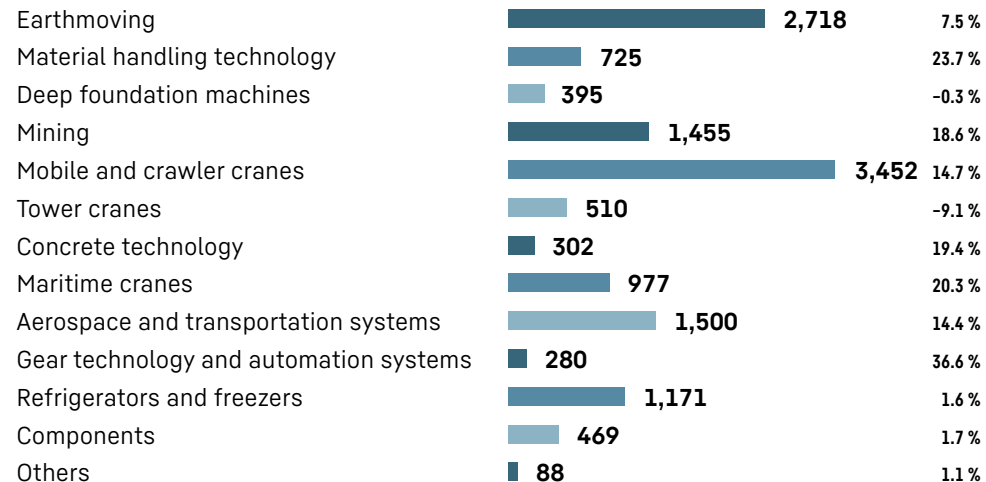


* Restatement first time adoption of IFRS 9/15/16

** Local GAAP accounting

Revenue by product segments in € m

(variation compared to the previous year in %)



Investments

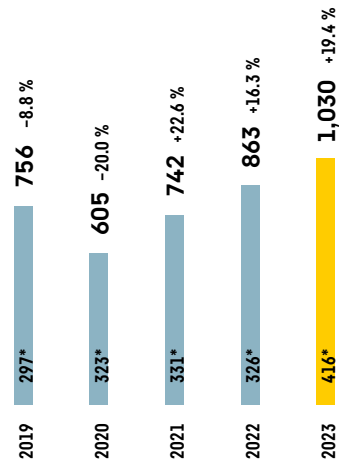
The Liebherr Group has traditionally emphasised the importance of continual investments in its production facilities and its global sales and service network. As a result, €1,030 million were invested last year.



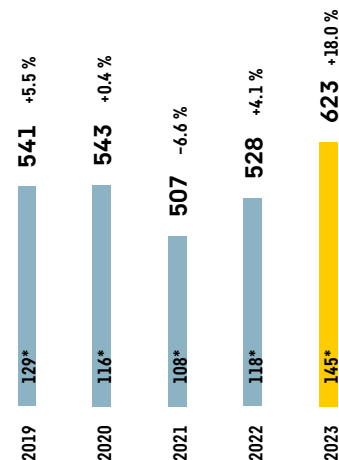
(variation compared to the previous year in %)

* of which, rental fleet

Investments in € m



Depreciation in € m



Employees

The number of employees increased in 2023: Liebherr employed 53,659 people worldwide at the end of the year.

53,659 employees (+2,338)



Employees by regions compared to previous year



European Union

39,251 employees (+2,055)

Non-EU countries

4,385 employees (-379)

North America

2,290 employees (+226)

Central and South America

1,984 employees (-4)

Africa, Near and Middle East

1,207 employees (+62)

Asia and Oceania

4,542 employees (+378)

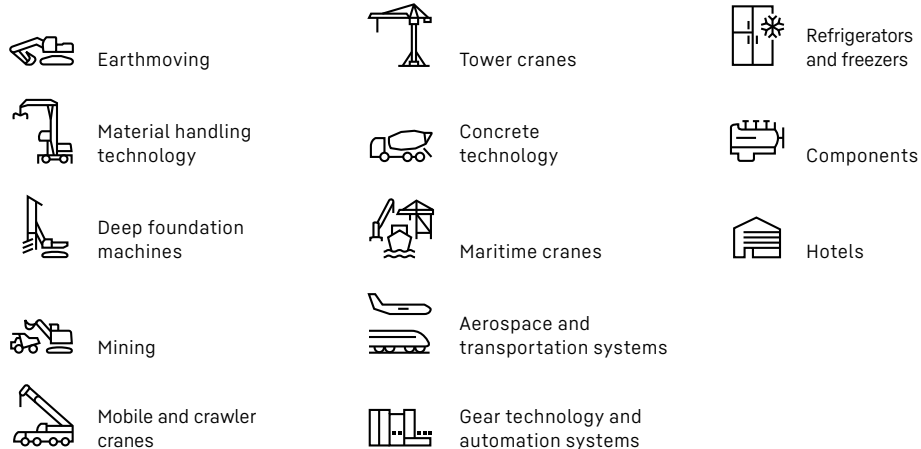
Five-year summary

in € m	2019	2020	2021	2022	2023
Revenue	11,750	10,341	11,639	12,589	14,042
Investments	756	605	742	863	1,030
Depreciation	541	543	507	528	623
Non-current assets	4,372	4,011	4,129	4,294	4,439
Current assets	9,916	9,722	10,419	11,105	11,966
Group equity	7,884	7,784	8,371	8,674	8,901
Liabilities	6,404	5,949	6,177	6,725	7,504
Result after tax	429	7	545	2	367
Personnel expenses	2,980	2,847	3,072	3,394	3,714
	2019	2020	2021	2022	2023
Employees	48,049	47,925	49,611	51,321	53,659

Liebherr-International AG: company information

Head office	CH-1630 Bulle / FR
Share capital	CHF 100,000,000
Shareholders	Liebherr family (100 %)
Administrative board	Jan Liebherr, president Stéfanie Wohlfarth, vice-president Dr. h. c. Willi Liebherr Dr. h. c. Isolde Liebherr Hubert Liebherr Sophie Albrecht Patricia Rüt Johanna Platt Philipp Liebherr
Managing directors	Stephen Albrecht, Dr. Rolf Geyer, Steffen Günther, Stephan Raemy, Thomas Schuler
Auditors	Ernst & Young AG, Berne

The Group's product segments



Principal locations of Liebherr companies



Core values

We are a family-run company

The Liebherr Group is one hundred percent family-run. This situation has always determined our corporate culture and will continue to provide a firm foundation for our success.

**We are
independent**

**Our employees are
the key factor in our success**

**We accept
responsibility**

**We are a
trustworthy partner**

**We are
innovative**

**Highest quality
in everything we do**

Earthmoving

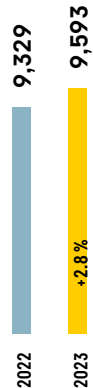
In the earthmoving product segment, Liebherr recorded revenue of €2,718 million in the 2023 business year, representing an increase of €189 million or 7.5 % on the previous year.



Investments in € m



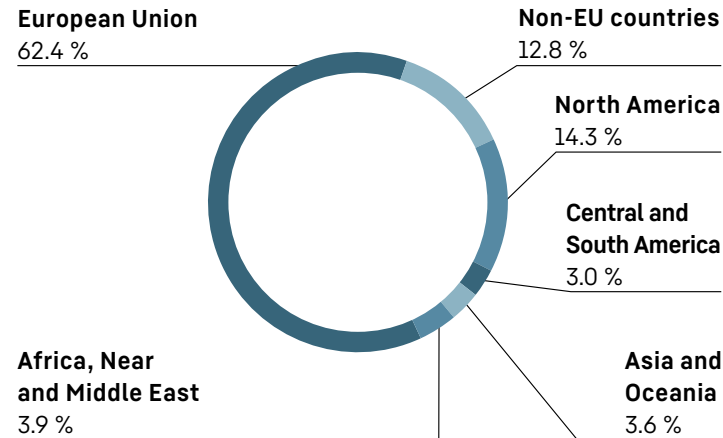
Employees



Revenue in € m



Revenue by sales regions

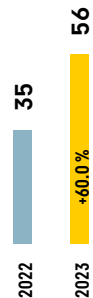


Material handling technology

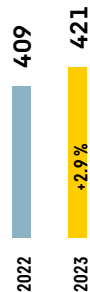
In the material handling technology product segment, Liebherr achieved revenue of €725 million in the 2023 business year, which represents an increase of €139 million or 23.7 % compared to the previous year.



Investments in € m



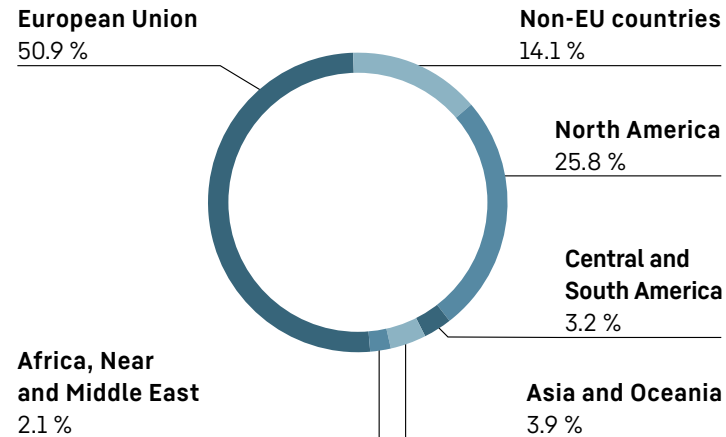
Employees



Revenue in € m



Revenue by sales regions

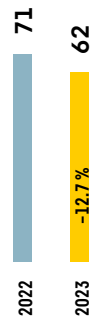


Deep foundation machines

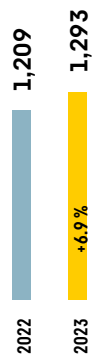
In the 2023 business year, revenue in the deep foundation machines product segment remained at the previous year's level. At €395 million, it was merely €1 million or 0.3 % below the figure for 2022.



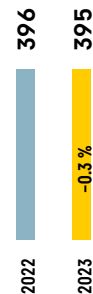
Investments in € m



Employees



Revenue in € m



Revenue by sales regions

European Union
34.9 %

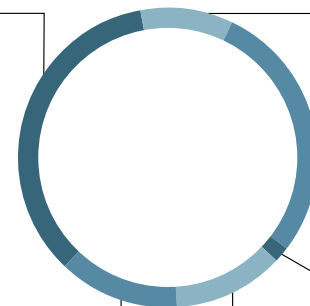
Non-EU countries
10.1 %

North America
28.4 %

Central and
South America
1.8 %

Asia and Oceania
11.9 %

Africa, Near
and Middle East
12.9 %

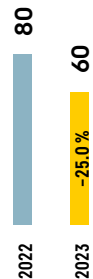


Mining

Revenue in the mining product segment amounted to €1,455 million in the 2023 business year, representing an increase of €228 million or 18.6 % compared with the previous year.



Investments in € m



Employees



Revenue in € m



Revenue by sales regions

European Union
1.9 %

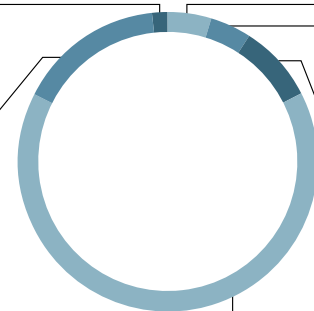
Non-EU countries
4.8 %

Africa, Near
and Middle
East
15.6 %

North America
4.3 %

Central and
South America
8.3 %

Asia and Oceania
65.1 %

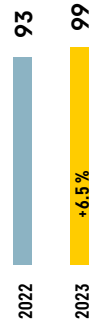


Mobile and crawler cranes

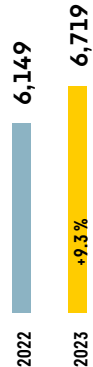
In the mobile and crawler cranes product segment, Liebherr recorded revenue of €3,452 million in the 2023 business year. This represents a €443 million or 14.7 % increase compared with the previous year.



Investments in € m



Employees



Revenue in € m



Revenue by sales regions

European Union
42.2 %

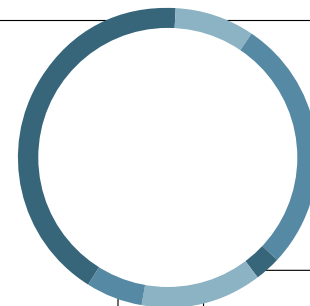
Non-EU countries
8.1 %

North America
27.8 %

Central and
South America
2.7 %

Africa, Near
and Middle East
6.2 %

Asia and Oceania
13.0 %

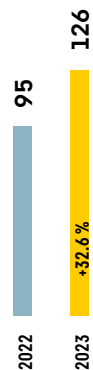


Tower cranes

In the tower cranes product segment, Liebherr achieved €510 million in revenue, which translates to a €51 million or 9.1 % decrease compared to the previous year.



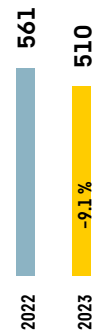
Investments in € m



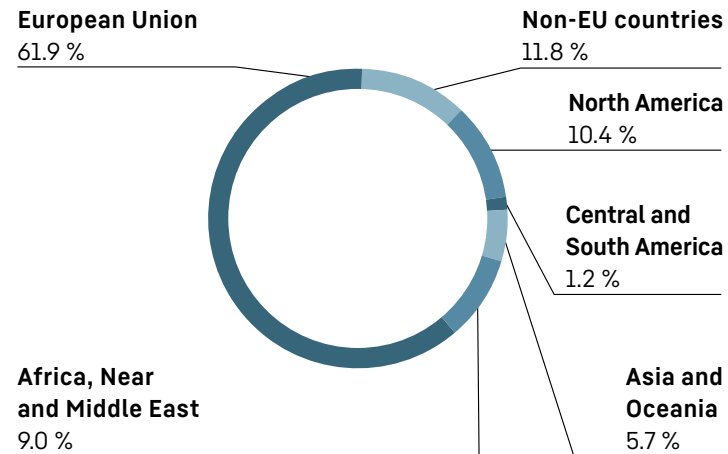
Employees



Revenue in € m



Revenue by sales regions

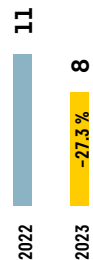


Concrete technology

In the concrete technology product segment, Liebherr recorded a revenue of €302 million in the 2023 business year, reflecting an increase of €49 million or 19.4 % year-over-year.



Investments in € m



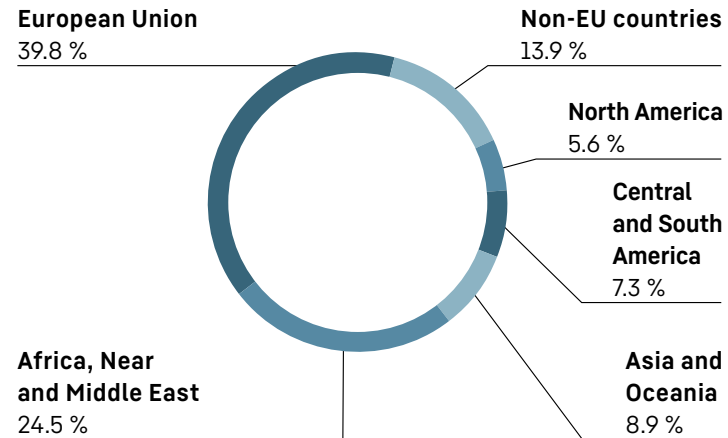
Employees



Revenue in € m



Revenue by sales regions

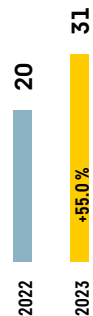


Maritime cranes

In the maritime cranes product segment, Liebherr achieved revenue of €977 million in the 2023 business year, which represents an increase of €165 million or 20.3 % compared to the previous year.



Investments in € m




Employees



Revenue in € m



Revenue by sales regions



Aerospace and transportation systems

In its aerospace and transportation systems product segment, Liebherr achieved revenue of €1,500 million, which represents an increase of €189 million or 14.4 % compared to the previous year.



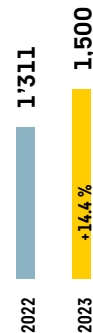
Investments in € m



Employees



Revenue in € m



Revenue by sales regions

European Union
52.5 %

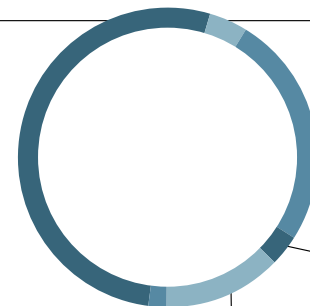
Non-EU countries
4.3 %

North America
25.3 %

Central and
South America
3.3 %

Africa, Near
and Middle East
1.8 %

Asia and Oceania
12.8 %

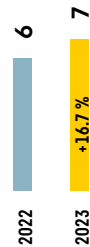


Gear technology and automation systems

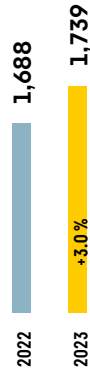
In the gear technology and automation systems product segment, Liebherr recorded revenue of €280 million in the 2023 business year. This represents an increase of €75 million or 36.6 % year-on-year.



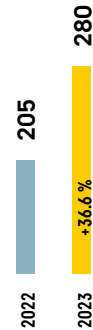
Investments in € m



Employees



Revenue in € m



Revenue by sales regions

European Union
31.1 %

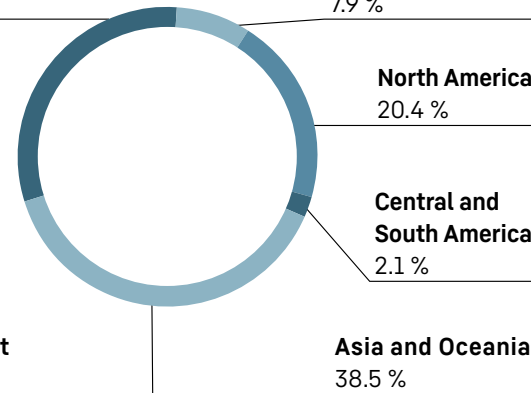
Non-EU countries
7.9 %

North America
20.4 %

Central and South America
2.1 %

Africa, Near and Middle East
0.0 %

Asia and Oceania
38.5 %

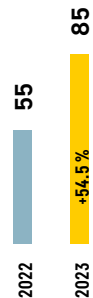


Refrigerators and freezers

Liebherr achieved revenue of €1,171 million in the refrigerators and freezers product segment in the 2023 business year. This represents a year-on-year increase of €19 million or 1.6 %.



Investments in € m



Employees



Revenue in € m

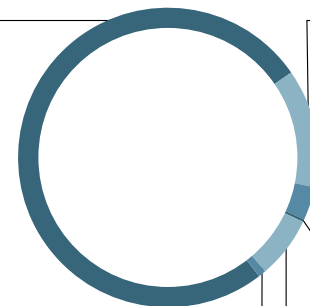


Revenue by sales regions

European Union
76.2 %

Non-EU countries
12.8 %

Africa, Near
and Middle East
0.8 %




North America
3.5 %

Central and
South
America
0.2 %

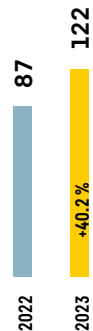
Asia and Oceanian
6.5 %

Components

In the components product segment, Liebherr achieved revenue of €469 million in the 2023 business year, which represents an increase of €8 million or 1.7 % on the previous year.



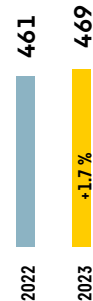
Investments in € m



Employees



Revenue in € m



Revenue by sales regions

European Union
57.6 %

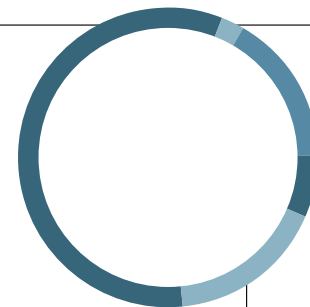
Non-EU countries
2.6 %

North America
16.4 %

Central and
South America
6.6 %

Africa, Near
and Middle East
0.0 %

Asia and Oceanian
16.8 %



Liebherr-International AG • CH-1630 Bulle / FR
Phone: +41 26 913 31 11 • info.lin@liebherr.com • www.liebherr.com