

# Facts and Figures 2014



# LIEBHERR

# The Liebherr Group

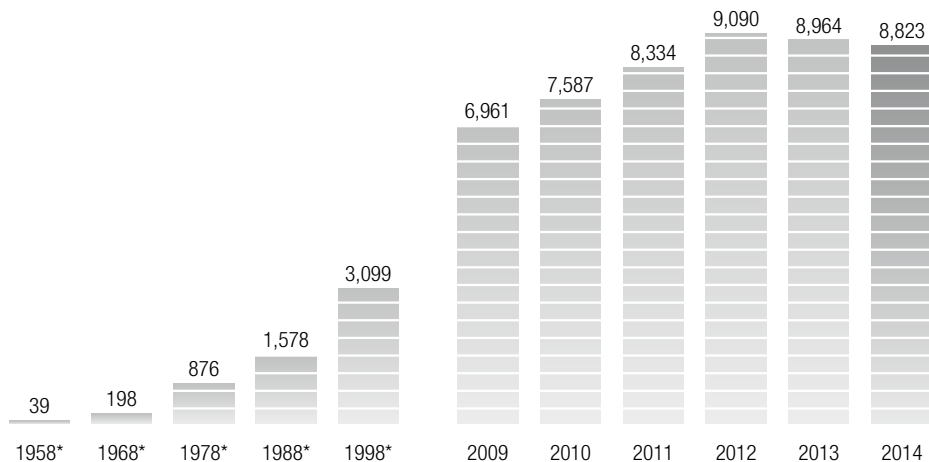
---

*Hans Liebherr established the company that bears his name in 1949. Since then it has grown into a group of more than 130 companies on all continents, employing 40,839 people at the latest count. Today, Liebherr is not only among the world's largest manufacturers of construction machinery, but is an acknowledged supplier of technically advanced, user-oriented products and services in many other fields of activity as well.*



The family shareholders active in the Group (from left to right): Patricia Ruef, Stéfanie Wohlfarth, Jan Liebherr, Sophie Albrecht, Isolde Liebherr and Willi Liebherr

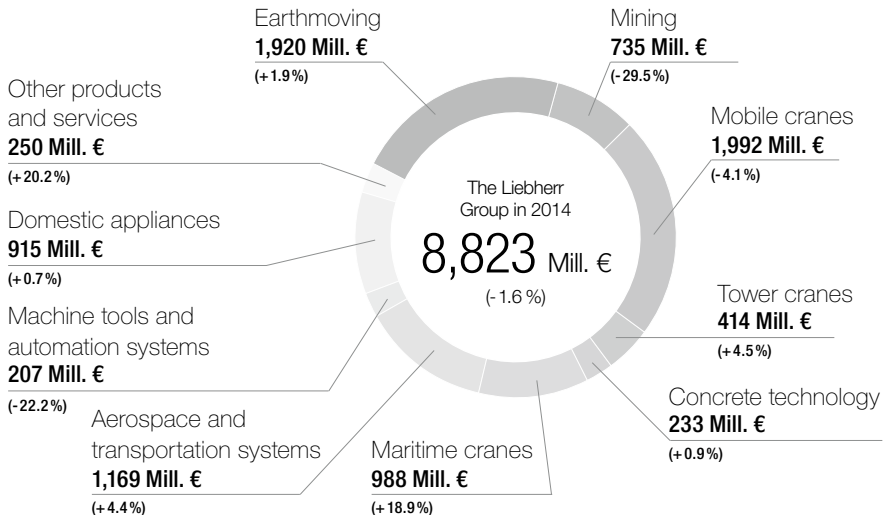
## Sales revenue Mill. €





## Turnover by product groups

(Change over the previous year in %)

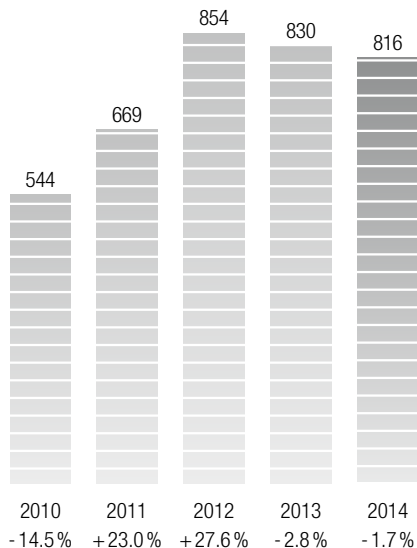


# Investments

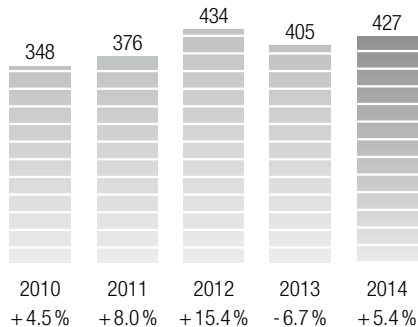
---

*The Liebherr Group attaches great importance to investment in production and in worldwide sales and service, in order to pave the way for continued successful development. The level of investment has been consistently high.*

## Investments Mill. €



## Depreciation Mill. €



# Employees

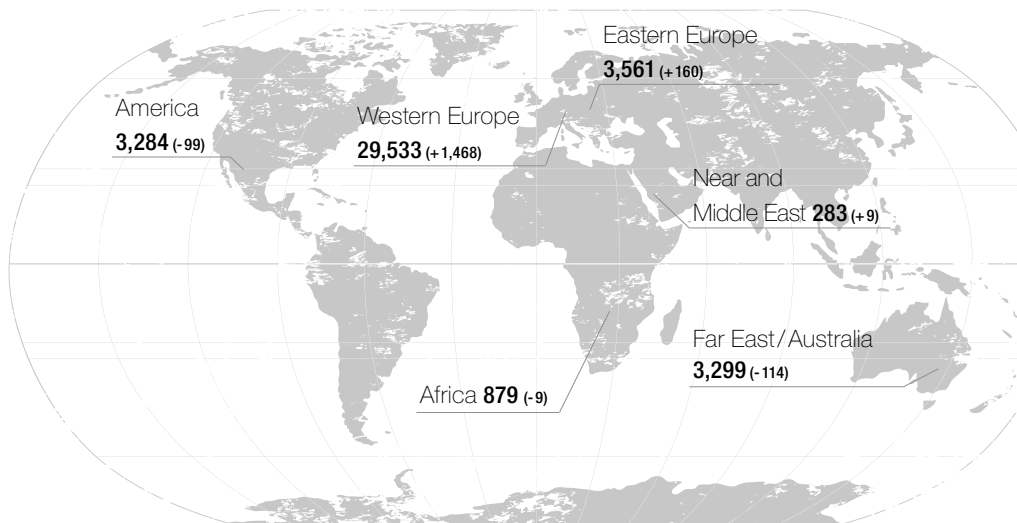
---

*The number of people employed by Liebherr Group companies rose again last year.  
At the end of 2014 the worldwide total was 40,839.*

# 40,839

+1,415

Employees by regions compared with previous year



## Five-year summary

in Mill. €	2010	2011	2012	2013	2014
Sales revenue	7,587	8,334	9,090	8,964	8,823
Investments	544	669	854	830	816
Depreciation	348	376	434	405	427
Non-current assets	2,962	3,069	3,348	3,521	3,737
Current assets	6,663	7,568	7,840	7,998	8,111
Equity	5,557	5,904	6,274	6,442	6,525
Liabilities	4,069	4,733	4,914	5,077	5,323
Result after tax	494	484	552	364	316
Personnel expenses	1,582	1,777	1,986	2,100	2,181
	2010	2011	2012	2013	2014
Employees	32,979	35,333	37,801	39,424	40,839

Note: Only the 2010 and 2011 amounts are based on IAS 19 (1998).

---

## Company data

Liebherr-International AG

---

Head-office	CH-1630 Bulle/FR
Share capital	CHF 100,000,000
Shareholders	Liebherr family (100%)
Administrative board	Dr. h.c. Willi Liebherr, Chairman Dr. h.c. Isolde Liebherr, Vice-Chairman Hubert Liebherr Sophie Albrecht Jan Liebherr Patricia Ruef Stéphanie Wohlfarth
Managing directors	Andreas Boehm Stefan Heissler Uwe Rechtsteiner Denis Zosso
Auditors	Ernst & Young AG, Berne

---

## The Group's divisions



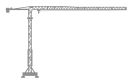
Earthmoving



Mining



Mobile cranes



Tower cranes



Concrete technology



Maritime cranes



Aerospace and transportation systems



Machine tools and automation systems



Domestic appliances



Components



Hotels



---

## Principal locations of Liebherr companies



We Are a Family-Owned Company

# Core Values

---

*The Liebherr Group is one hundred percent family-owned. This situation has always determined our corporate culture and will continue to provide a firm foundation for our success.*

Highest quality  
in everything we do

We are  
innovative

We are a  
trustworthy partner

We are  
independent

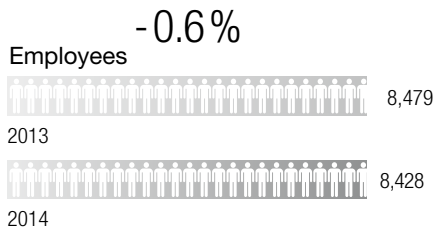
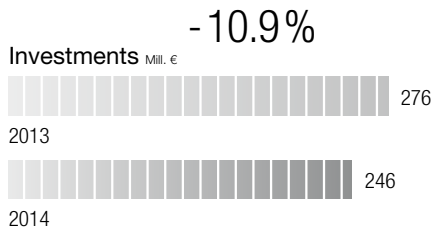
We accept  
responsibility

Our employees are a  
key factor in our success

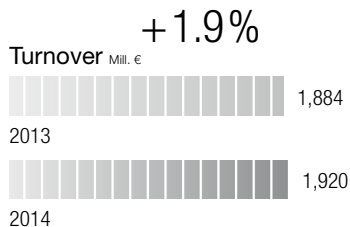
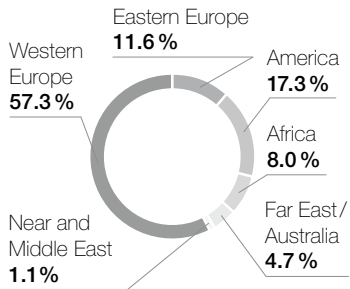


# Earthmoving

*The earthmoving division's turnover in 2014 was 1,920 million €, higher than in the previous year (+ 36 million € or + 1.9 %).*



## Turnover by sales regions





# Mining

*Due to persistent worldwide weakness in the extraction industries, the mining division's turnover dropped further in the year under review, by 307 million € or 29.5 % to 735 million €.*

Investments Mill. € -30.2%



2013



2014

Employees -8.3%

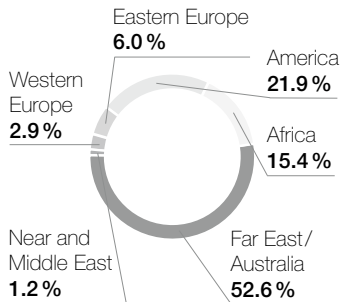


2013



2014

## Turnover by sales regions



Turnover **- 29.5 %**

Mill. €



2013



2014

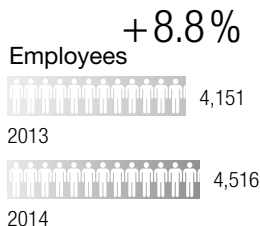
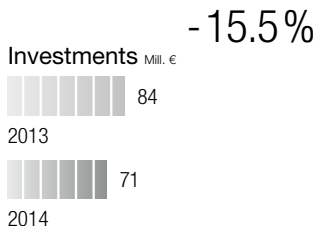




# Mobile Cranes

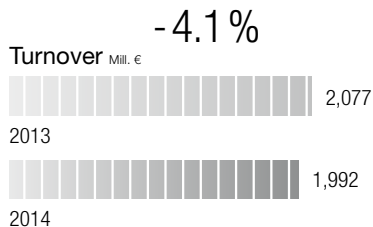
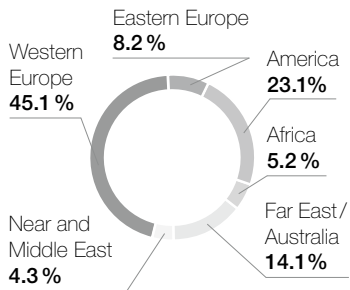
---

*Turnover from the mobile cranes division in 2014 was 1,992 million €, a drop of 85 million € or 4.1 % compared with the previous year. In a difficult situation, however, the division was able to increase its market shares.*





## Turnover by sales regions





# Tower Cranes

---

*In 2014 the tower cranes division was able to continue the previous year's positive turnover trend.  
Turnover was 414 million €, equivalent to an increase of 18 million € or 4.5 %.*

Investments Mill. € -30.1 %



2013



2014

Employees +0.6 %

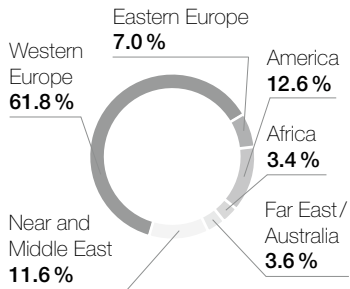


2013



2014

## Turnover by sales regions



Turnover  $\uparrow$  4.5 %  
Mill. €



2013



2014





# Concrete Technology

---

*The concrete technology division's turnover in the 2014 business year was 233 million € and therefore slightly above the previous year's figure (+ 2 million € / + 0.9 %). Increases in the concrete mixing plant and concrete pump areas more than compensated for the drop in turnover from truck mixers.*

---

**Investments** Mill. € **-23.1 %**



2013



2014

---

**Employees** **+2.7 %**

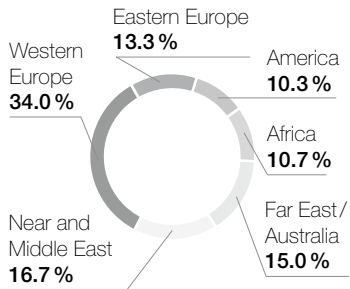


2013



2014

## Turnover by sales regions



Turnover  $+0.9\%$   
Mill. €

231

2013

233

2014





# Maritime Cranes

*The past business year was highly successful for the maritime cranes division. With a product programme that includes mobile harbour, offshore and ship-to-shore container cranes, the division achieved a turnover of 988 million €, an increase of 157 million € or 18.9 %.*

Investments Mill. € +25.4 %



2013



2014

Employees +9.1 %

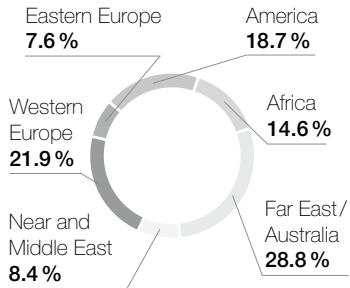


2013



2014

## Turnover by sales regions



Turnover **+18.9%**  
Mill. €



2013



2014





# Aerospace and Transportation Systems

---

*With an increase of 49 million € or 4.4 %, the aerospace and transportation systems division boosted its turnover to 1,169 million € in the 2014 business year.*

Investments Mill. € +2.6%



2013



2014

Employees +4.5%



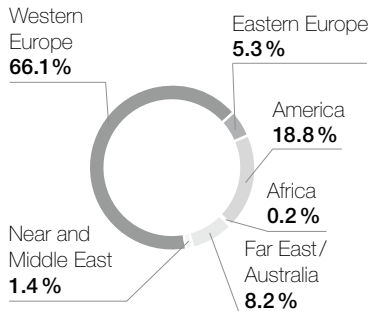
2013



2014



## Turnover by sales regions



**+4.4%**

Turnover Mill. €

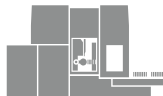


2013



2014





# Machine Tools and Automation Systems

---

*Turnover from the machine tools and automation systems division  
totalled 207 million € in 2014. Sales revenue declined noticeably, and was 59 million €  
or 22.2 % below the previous year's figure.*

---

**Investments** Mill. € **-57.1 %**



2013



2014

---

**Employees** **+0.7 %**



1,346

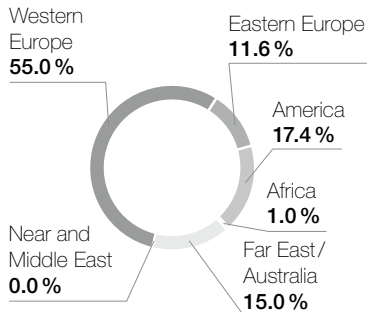
2013



1,355

2014

## Turnover by sales regions



- 22.2 %

Turnover Mill. €



2013



2014

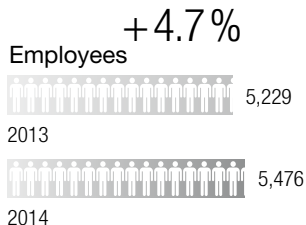
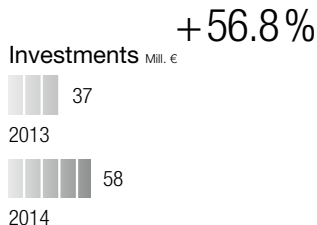




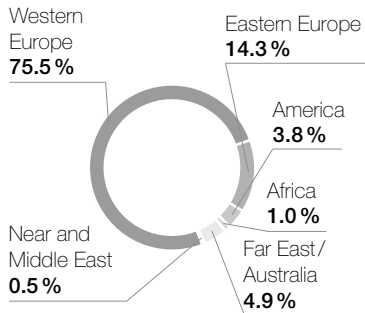
# Domestic Appliances

---

*In the past year the domestic appliances division achieved a turnover of 915 million €.  
This slightly exceeded the previous year's figure (+ 6 million € / + 0.7 %).*



## Turnover by sales regions



Turnover Mill. € **+0.7 %**



2013



2014





# Components

*For the components division, the most significant aspects of the review year were expansion of the product programme, sales activity directed at customers outside the Liebherr Group and ongoing investment at several locations.*

Investments Mill. € +181.4%



2013



2014


Employees +17.7%



2013



2014





Liebherr-International AG, CH-1630 Bulle/FR, Phone: +41 26 913 31 11, Telefax: +41 26 913 31 31  
[www.liebherr.com](http://www.liebherr.com)