

Equipment Information Crawler Excavators

R 922 - R 976

Litronic®

Litronic®

Multi-User

Generation

8 and 6

Engine

120 – 400 kW / 163 – 544 HP
Stage V

Operating Weight

24,350 – 97,800 kg

Maximum Reach

14.0 – 23.6 m



LIEBHERR

Applications



	Engine output	Operating weight
R 922 G8	120 kW / 163 HP	24,350 – 25,300 kg
R 926 G8	150 kW / 204 HP	30,200 – 31,850 kg
R 930 G8	180 kW / 245 HP	32,800 – 38,850 kg
R 938 G8	220 kW / 299 HP	40,500 – 43,000 kg
R 945 G8	220 kW / 299 HP	44,400 – 49,700 kg
R 956 G6	240 kW / 326 HP	54,800 – 61,950 kg
R 976 G6	400 kW / 544 HP	89,550 – 97,800 kg



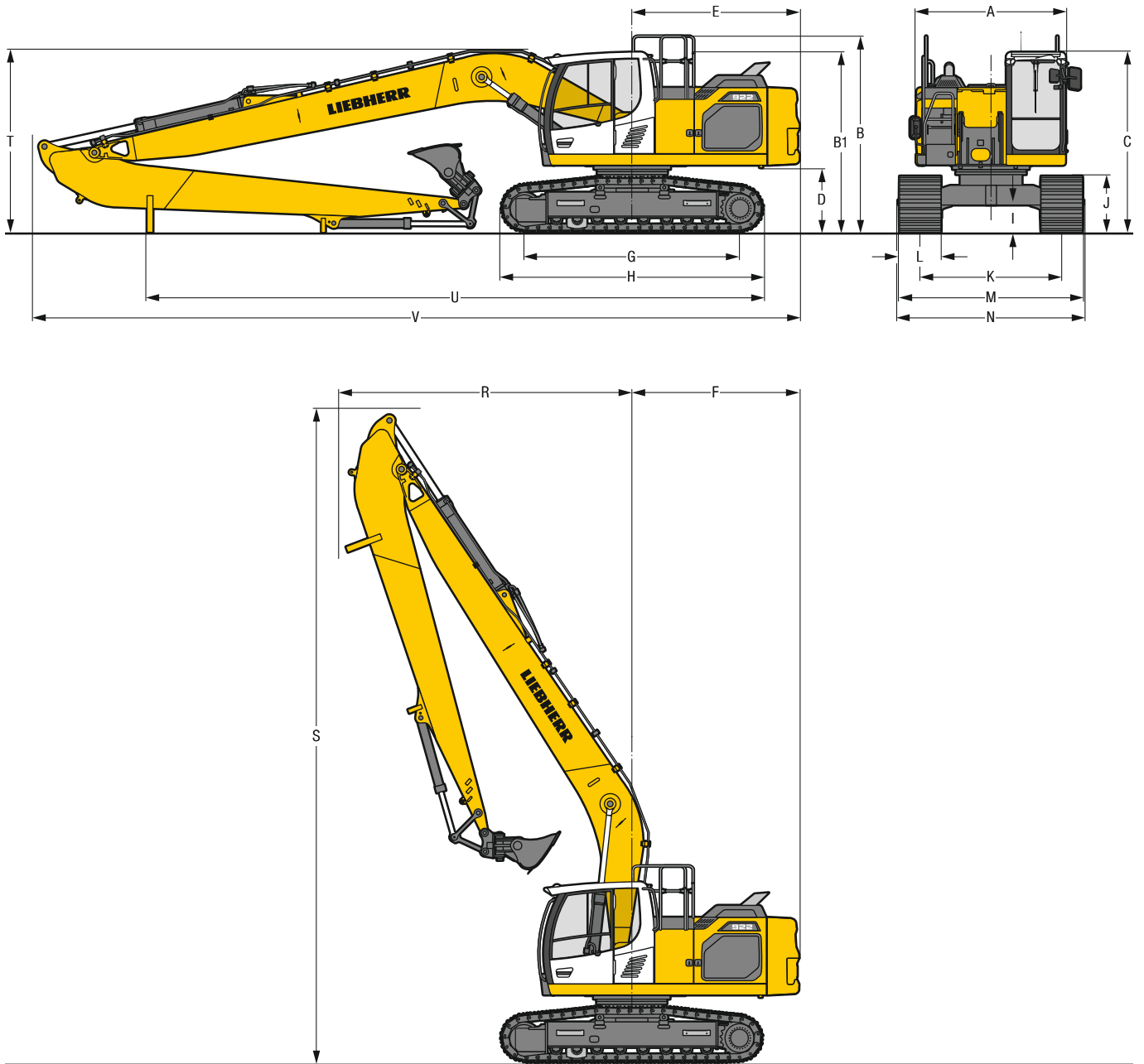
Maximum reach
15.5 m
14.0 – 18.1 m
14.0 – 18.1 m
15.4 – 19.5 m
15.4 – 19.5 m
16.1 – 23.6 m
20.4 – 23.3 m

Multi-User

- For long reach excavation
- Universal design for long reach excavation or ditch cleaning
- Designed and manufactured by Liebherr

Dimensions

R 922



		LC						mm
A	Upper-carriage width							2,545**
B	Upper-carriage height							3,335
B1	Upper-carriage height (handrails folded)							3,060
C	Cab height							3,060
D	Counterweight ground clearance							1,100
E	Rear-end length							2,830
F	Tail swing radius							2,880
G	Wheelbase							3,640
H	Undercarriage length							4,435
I	Undercarriage ground clearance							485
J	Track height							960
K	Track gauge							2,390
L	Track pad width	500	600	700	750	800	900	
M	Width over tracks	2,890	2,990	3,090	3,140	3,190	3,290	
N	Width over steps	2,925	2,925	3,125*	3,125*	3,125*	3,225*	

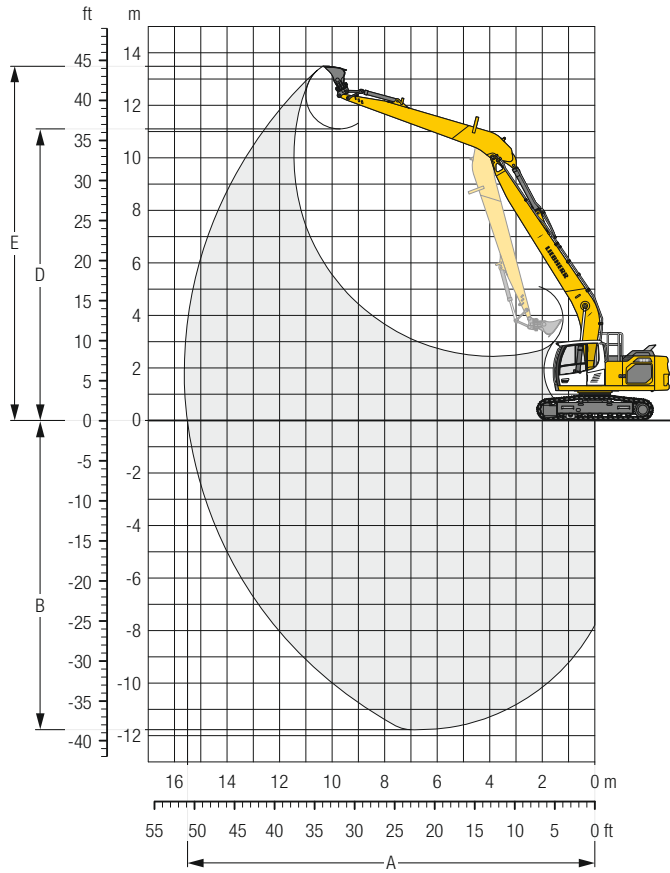
* width with removable steps

** without door stop device and spacer

		Stick length m	Mono boom 8.90 m direct mounting mm
R	Front swing radius	6.30	4,950
S	Height with boom up		11,050
T	Boom height	6.30	3,100
U	Length on ground	6.30	10,400
V	Overall length	6.30	12,950
	Bucket		0.50 m ³

Multi-User Attachment with Mono Boom 8.90 m

R 922



Digging Envelope

Stick length	m	6.30
A Max. reach at ground level	m	15.51
B Max. digging depth	m	11.77
D Max. dumping height	m	11.11
E Max. cutting height	m	13.49

Forces

Stick digging force (ISO 6015)	kN	63
Bucket digging force (ISO 6015)	kN	108
Stick digging force (SAE J1179)	kN	62
Bucket digging force (SAE J1179)	kN	97

Operating Weight and Ground Pressure

The operating weight includes the basic machine with counterweight 5.6 t, mono boom 8.90 m, stick 6.30 m and bucket 0.50 m³ (400 kg).

Undercarriage		LC		
		600	750	900
Pad width	mm	600	750	900
Weight	kg	24,350	24,750	25,300
Ground pressure	kg/cm ²	0.52	0.42	0.36

Stick 6.30 m

Under-carriage	3.0 m		4.5 m		6.0 m		7.5 m		9.0 m		10.5 m		12.0 m		13.5 m		Max. reach		m			
	m		m		m		m		m		m		m		m		m					
LC	12.0																	1.8*	1.8*	10.1		
	10.5											2.3*	2.3*							1.7*	1.7*	11.4
	9.0											2.5*	2.5*	2.0	2.1*					1.7*	1.7*	12.4
	7.5											2.6	2.6*	2.0	2.5*					1.6	1.7*	13.2
	6.0											2.9*	2.9*	2.5	2.8*	1.9	2.7*	1.5	2.0*	1.4	1.7*	13.7
	4.5							3.6*	3.6*	3.0	3.3*	2.3	3.0*	1.8	2.8	1.4	2.2	1.3	1.7*	1.3	1.7*	14.1
	3.0			7.3*	7.3*	5.2	5.3*	3.7	4.3*	2.8	3.7*	2.2	3.3*	1.7	2.7	1.4	2.2	1.2	1.8*	1.2	1.8*	14.3
	1.5			6.6	6.7*	4.6	6.3*	3.4	4.9*	2.6	4.0	2.0	3.2	1.6	2.6	1.3	2.1	1.1	1.9	1.1	1.9	14.3
	0	2.2*	2.2*	5.1*	5.1*	4.1	6.8	3.1	4.9	2.4	3.8	1.9	3.0	1.5	2.5	1.2	2.1	1.1	1.9	1.1	1.9	14.2
	- 1.5	3.1*	3.1*	5.3*	5.3*	3.9	6.5	2.9	4.7	2.2	3.6	1.8	2.9	1.5	2.4	1.2	2.0	1.1	1.9	1.1	1.9	13.9
	- 3.0	4.2*	4.2*	5.7	6.2*	3.8	6.4	2.8	4.6	2.1	3.5	1.7	2.8	1.4	2.4			1.2	2.0	1.2	2.0	13.5
	- 4.5	5.4*	5.4*	5.7	7.4*	3.7	6.3	2.7	4.5	2.1	3.5	1.7	2.8	1.4	2.3			1.3	2.1	1.3	2.1	12.8
	- 6.0	6.7*	6.7*	5.9	8.9*	3.8	6.4	2.7	4.6	2.1	3.5	1.7	2.8					1.4	2.4	1.4	2.4	11.9
	- 7.5	8.3*	8.3*	6.1	8.7*	3.9	6.5	2.8	4.6	2.2	3.6	1.8	2.9					1.7	2.8	1.7	2.8	10.8
	- 9.0	10.0*	10.0*	6.3	7.4*	4.1	5.8*	3.0	4.6*	2.3	3.7*							2.3	3.6*	2.3	3.6*	9.2
-10.5																		3.7*	3.7*	3.7*	6.8	

Height Can be slewed through 360° In longitudinal position of undercarriage Max. reach * Limited by hydr. capacity

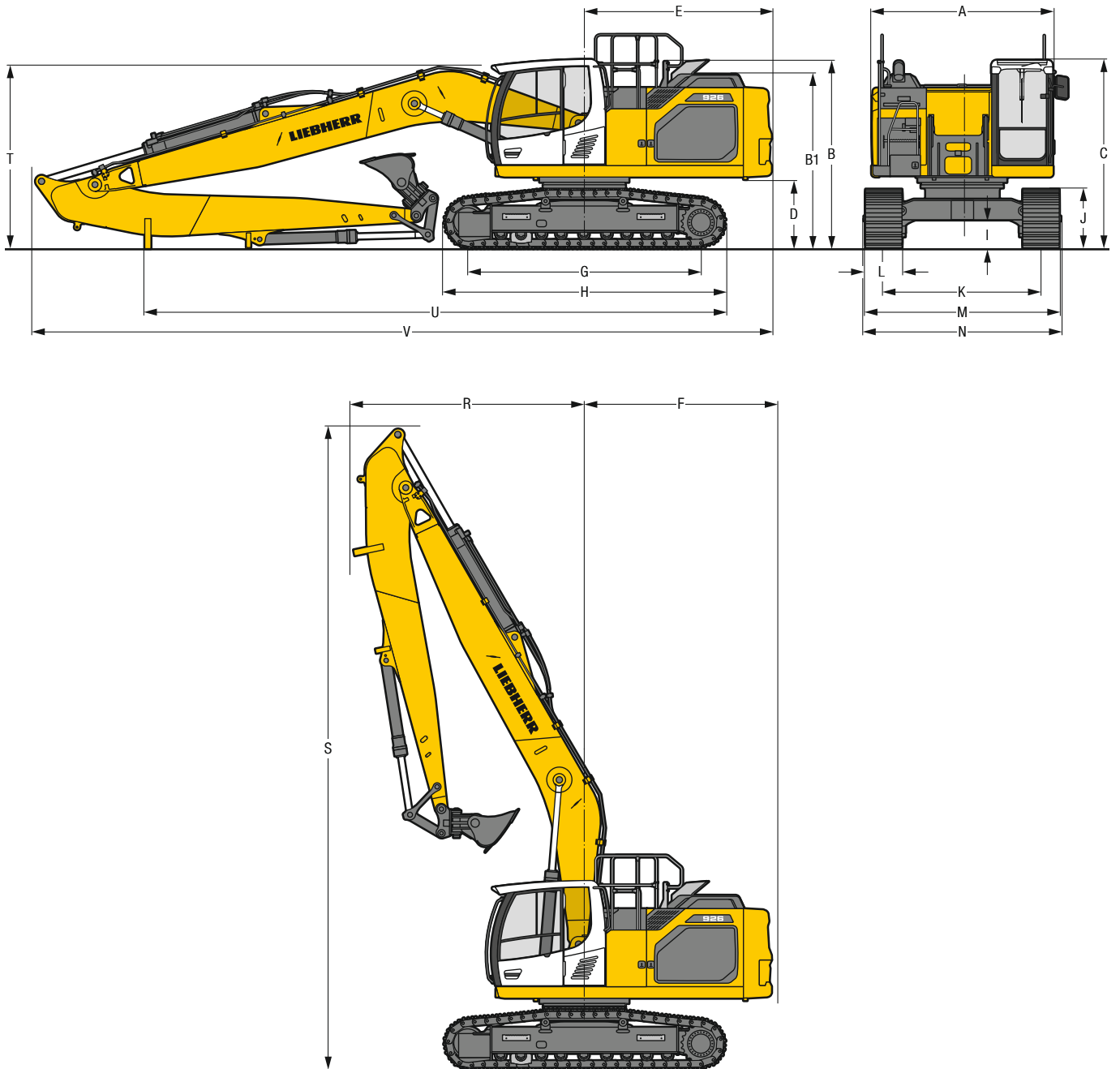
The load values are quoted in tons (t) at stick end (without bucket), and may be swung 360° on firm and even ground. Adjacent values are valid for the undercarriage when in the longitudinal position. Capacities are valid for 600 mm wide track pads. Indicated loads are based on ISO 10567 standard and do not exceed 75% of tipping or 87% of hydraulic capacity (indicated via *). Without bucket cylinder, link and lever the lift capacities will increase by 208 kg. Lifting capacity of the excavator is limited by machine stability and hydraulic capacity.

According to European Standard, EN 474-5: In the European Union excavators have to be equipped with an overload warning device, a load diagram and automatic safety check valves on hoist cylinders and stick cylinder(s), when they are used for lifting operations which require the use of lifting accessories.

Determine maximum load lift from load lift chart displayed in the operator's cab or from load lift chart detailed in the operator's manual supplied with the machine.

Dimensions

R 926



	NLC							LC							
	mm							mm							
A	Upper-carriage width	2,990**							2,990**						
B	Upper-carriage height	3,510							3,510						
B1	Upper-carriage height (handrails folded)	3,075							3,075						
C	Cab height	3,090							3,090						
D	Counterweight ground clearance	1,115							1,115						
E	Rear-end length	3,075							3,075						
F	Tail swing radius	3,200							3,200						
G	Wheelbase	3,830							3,830						
H	Under-carriage length	4,625							4,625						
I	Under-carriage ground clearance	495							495						
J	Track height	965							965						
K	Track gauge	2,390							2,590						
L	Track pad width	500	600	700	750	800	900	500	600	700	750	800	900		
M	Width over tracks	2,890	2,990	3,090	3,140	3,190	3,290	3,090	3,190	3,290	3,340	3,390	3,490		
N	Width over steps	2,925	2,925	3,125*	3,125*	3,125*	3,225*	3,125	3,125	3,325*	3,325*	3,325*	3,425*		

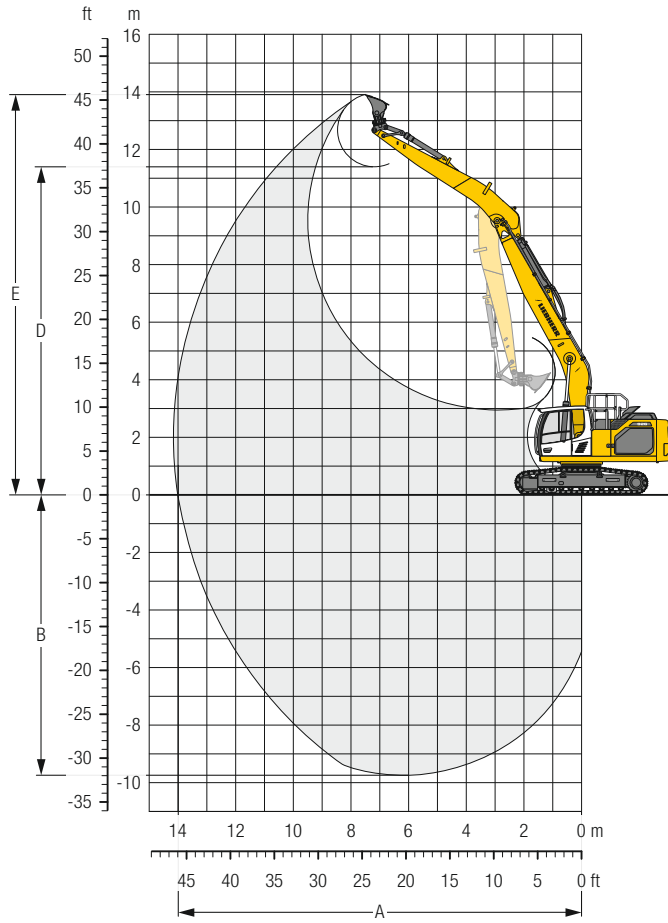
* width with removable steps

** without door stop device and spacer

	Stick length m	Mono boom 8.00 m direct mounting mm	Mono boom 10.20 m direct mounting mm
R	Front swing radius	5.30 7.90	3,800 – 5,000
S	Height with boom up	5.30 7.90	10,550 – 12,550
T	Boom height	5.30 7.90	3,000 – 3,100
U	Length on ground	5.30 7.90	9,500 – 12,450
V	Overall length	5.30 7.90	12,150 – 14,400
	Bucket		0.95 m ³ 0.50 m ³

Multi-User Attachment with Mono Boom 8.00 m

R 926



Digging Envelope

Stick length	m	5.30
A Max. reach at ground level	m	14.00
B Max. digging depth	m	9.74
D Max. dumping height	m	11.40
E Max. cutting height	m	13.91

Forces
















Stick digging force (ISO 6015)	kN	92
Bucket digging force (ISO 6015)	kN	173
Stick digging force (SAE J1179)	kN	89
Bucket digging force (SAE J1179)	kN	151

Operating Weight and Ground Pressure

The operating weight includes the basic machine with counterweight 7.5 t, mono boom 8.00 m, stick 5.30 m and bucket 0.95 m³ (700 kg).

Undercarriage		NLC		
Pad width	mm	600	750	900
Weight	kg	30,200	30,600	31,050
Ground pressure	kg/cm ²	0.61	0.50	0.42
Undercarriage		LC		
Pad width	mm	600	750	900
Weight	kg	30,300	30,700	31,150
Ground pressure	kg/cm ²	0.61	0.50	0.42

Stick 5.30 m

Under-carriage	3.0 m		4.5 m		6.0 m		7.5 m		9.0 m		10.5 m		12.0 m		m			
	m																	
MLC	12.0									3.1*	3.1*					2.1*	2.1*	8.1
	10.5									4.0*	4.0*	2.5*	2.5*			1.9*	1.9*	9.7
	9.0									4.6*	4.6*	3.5	3.7*			1.8*	1.8*	10.8
	7.5									4.6*	4.6*	3.5	3.7*			1.7*	1.7*	11.7
	6.0							5.5*	5.5*	4.5	5.2*	3.4	4.4*	2.4*	2.4*	1.7*	1.7*	12.2
	4.5					8.0	8.1*	5.7	6.9*	4.2	6.1*	3.3	5.0	2.6	3.3*	1.7*	1.7*	12.6
	3.0			10.9	12.8*	7.3	9.4*	5.3	7.6*	4.0	6.2	3.1	4.9	2.5	3.9*	1.7*	1.7*	12.8
	1.5			9.8	12.0*	6.7	10.4*	4.9	7.8	3.8	6.0	3.0	4.7	2.4	3.9	1.8*	1.8*	12.9
	0	4.0*	4.0*	9.1	9.4*	6.2	10.4	4.6	7.5	3.6	5.8	2.9	4.6	2.3	3.8	2.0*	2.0*	12.7
	-1.5	5.7*	5.7*	8.9	10.0*	6.0	10.1	4.4	7.3	3.5	5.6	2.8	4.5	2.3	3.7*	2.2*	2.2*	12.4
	-3.0	7.7*	7.7*	8.9	11.8*	5.9	10.0	4.3	7.2	3.4	5.5	2.7	4.5			2.3	2.4*	11.8
	-4.5	10.0*	10.0*	9.0	12.2*	5.9	9.7*	4.3	7.2	3.4	5.5	2.8	4.5			2.6	2.9*	11.1
	-6.0	12.7*	12.7*	9.2	10.2*	6.0	8.2*	4.4	6.7*	3.5	5.3*					3.1	3.7*	10.0
	-7.5			7.3*	7.3*	6.0*	6.0*	4.6	4.7*							3.5*	3.5*	8.6
	LC	12.0									3.1*	3.1*					2.1*	2.1*
10.5										4.0*	4.0*	2.5*	2.5*			1.9*	1.9*	9.7
9.0										4.6*	4.6*	3.7*	3.7*			1.8*	1.8*	10.8
7.5										4.6*	4.6*	3.7*	3.7*			1.7*	1.7*	11.7
6.0								5.5*	5.5*	4.8	5.2*	3.7	4.4*	2.4*	2.4*	1.7*	1.7*	12.2
4.5						8.1*	8.1*	6.1	6.9*	4.6	6.1*	3.6	5.1	2.8	3.3*	1.7*	1.7*	12.6
3.0				12.0	12.8*	7.9	9.4*	5.7	7.6*	4.3	6.2	3.4	4.9	2.7	3.9*	1.7*	1.7*	12.8
1.5				10.8	12.0*	7.3	10.4*	5.3	7.8	4.1	6.0	3.3	4.7	2.6	3.9	1.8*	1.8*	12.9
0		4.0*	4.0*	9.4*	9.4*	6.8	10.4	5.0	7.5	3.9	5.8	3.1	4.6	2.6	3.8	2.0*	2.0*	12.7
-1.5		5.7*	5.7*	9.9	10.0*	6.6	10.1	4.8	7.3	3.8	5.6	3.1	4.5	2.5	3.7*	2.2*	2.2*	12.4
-3.0		7.7*	7.7*	9.9	11.8*	6.5	10.0	4.8	7.2	3.7	5.5	3.0	4.5			2.4*	2.4*	11.8
-4.5		10.0*	10.0*	10.0	12.2*	6.5	9.7*	4.8	7.2	3.7	5.5	3.0	4.5			2.9	2.9*	11.1
-6.0		12.7*	12.7*	10.2*	10.2*	6.6	8.2*	4.8	6.7*	3.8	5.3*					3.3	3.7*	10.0
-7.5				7.3*	7.3*	6.0*	6.0*	4.7*	4.7*							3.5*	3.5*	8.6

 Height  Can be slewed through 360°  In longitudinal position of undercarriage  Max. reach * Limited by hydr. capacity

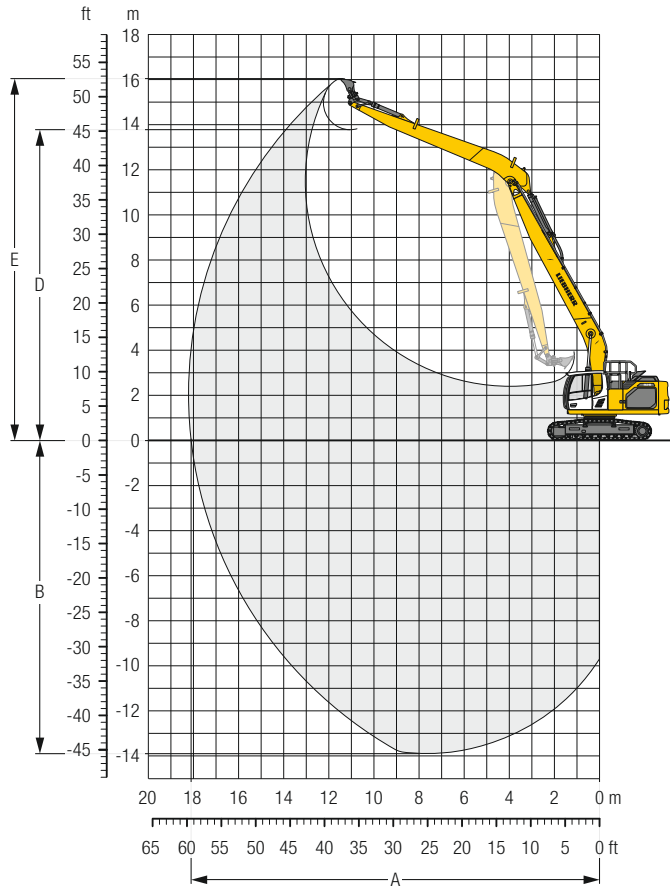
The load values are quoted in tons (t) at stick end (without bucket), and may be swung 360° on firm and even ground. Adjacent values are valid for the undercarriage when in the longitudinal position. Capacities are valid for 600 mm wide track pads. Indicated loads are based on ISO 10567 standard and do not exceed 75 % of tipping or 87 % of hydraulic capacity (indicated via *). Without bucket cylinder, link and lever the lift capacities will increase by 325 kg. Lifting capacity of the excavator is limited by machine stability and hydraulic capacity.

According to European Standard, EN 474-5: In the European Union excavators have to be equipped with an overload warning device, a load diagram and automatic safety check valves on hoist cylinders and stick cylinder(s), when they are used for lifting operations which require the use of lifting accessories.

Determine maximum load lift from load lift chart displayed in the operator's cab or from load lift chart detailed in the operator's manual supplied with the machine.

Multi-User Attachment with Mono Boom 10.20 m

R 926



Digging Envelope

Stick length	m	7.90
A Max. reach at ground level	m	18.11
B Max. digging depth	m	13.89
D Max. dumping height	m	13.78
E Max. cutting height	m	16.05

Forces











Stick digging force (ISO 6015)	kN	68
Bucket digging force (ISO 6015)	kN	137
Stick digging force (SAE J1179)	kN	67
Bucket digging force (SAE J1179)	kN	119

Operating Weight and Ground Pressure

The operating weight includes the basic machine with counterweight 7.5 t, mono boom 10.20 m, stick 7.90 m and bucket 0.50 m³ (410 kg).

Undercarriage		NLC		
Pad width	mm	600	750	900
Weight	kg	30,900	31,300	31,750
Ground pressure	kg/cm ²	0.63	0.51	0.43
Undercarriage		LC		
Pad width	mm	600	750	900
Weight	kg	31,000	31,400	31,850
Ground pressure	kg/cm ²	0.63	0.51	0.43

Stick 7.90 m

Under-carriage	3.0 m		4.5 m		6.0 m		7.5 m		9.0 m		10.5 m		12.0 m		13.5 m		15.0 m		16.5 m		m				
	m		m		m		m		m		m		m		m		m		m						
13.5														1.9*	1.9*						1.5*	1.5*	12.6		
12.0														2.4*	2.4*	1.6*	1.6*					1.4*	1.4*	13.8	
10.5														2.6*	2.6*	2.2*	2.2*					1.4*	1.4*	14.8	
9.0														2.9*	2.9*	2.2	2.5*	1.6	1.8*			1.3*	1.3*	15.5	
7.5														2.8	3.1*	2.1	2.8*	1.6	2.2*			1.3	1.3*	16.1	
6.0											3.4	3.6*		2.6	3.4*	2.0	3.2*	1.5	2.6*		1.1	1.4*	1.1	1.4*	16.6
4.5									4.1	4.5*	3.1	4.0*		2.4	3.6*	1.9	3.1	1.4	2.5		1.1	1.8*	1.0	1.4*	16.9
3.0	5.7*	5.7*	10.2*	10.2*	6.9	7.4*	5.0	5.9*	3.7	4.9*	2.9	4.3*		2.2	3.7	1.7	3.0	1.4	2.4	1.0	2.0	0.9	1.4*	17.0	
1.5	2.3*	2.3*	7.6*	7.6*	5.9	8.4*	4.3	6.5*	3.3	5.3*	2.6	4.3*		2.0	3.5	1.6	2.8	1.3	2.3	1.0	1.9	0.9	1.5*	17.0	
0	2.5*	2.5*	5.4*	5.4*	5.1	9.0*	3.8	6.6	2.9	5.1	2.3	4.1		1.8	3.3	1.5	2.7	1.2	2.3	0.9	1.9	0.9	1.6*	16.9	
-1.5	3.2*	3.2*	5.3*	5.3*	4.6	8.6	3.4	6.2	2.7	4.8	2.1	3.8		1.7	3.1	1.4	2.6	1.1	2.2	0.9	1.8	0.9	1.8*	16.7	
-3.0	4.0*	4.0*	5.8*	5.8*	4.3	8.3	3.2	5.9	2.5	4.6	2.0	3.7		1.6	3.0	1.3	2.5	1.0	2.1			0.9	1.9	16.3	
-4.5	5.0*	5.0*	6.5	6.7*	4.2	8.1	3.0	5.8	2.3	4.4	1.9	3.6		1.5	2.9	1.2	2.5	1.0	2.1			0.9	1.9	15.7	
-6.0	6.0*	6.0*	6.6	7.8*	4.2	8.1	3.0	5.8	2.3	4.4	1.8	3.5		1.5	2.9	1.2	2.4	1.0	2.1			1.0	2.1	15.0	
-7.5	7.2*	7.2*	6.8	9.1*	4.3	7.7*	3.0	5.8	2.3	4.4	1.8	3.5		1.5	2.9	1.2	2.5					1.2	2.3	14.1	
-9.0	8.6*	8.6*	7.1	8.2*	4.5	6.7*	3.2	5.5*	2.4	4.5	1.9	3.6		1.6	3.0							1.4	2.7*	12.9	
-10.5	7.8*	7.8*	6.3*	6.3*	4.8	5.3*	3.4	4.5*	2.6	3.7*	2.1	3.0*										1.8	2.5*	11.5	
-12.0			3.9*	3.9*	3.5*	3.5*	2.9*	2.9*	2.3*	2.3*												2.0*	2.0*	9.6	
13.5														1.9*	1.9*							1.5*	1.5*	12.6	
12.0														2.4*	2.4*	1.6*	1.6*					1.4*	1.4*	13.8	
10.5														2.6*	2.6*	2.2*	2.2*					1.4*	1.4*	14.8	
9.0														2.9*	2.9*	2.4	2.5*	1.8*	1.8*			1.3*	1.3*	15.5	
7.5														3.0	3.1*	2.3	2.8*	1.8	2.2*			1.3*	1.3*	16.1	
6.0											3.6*	3.6*		2.8	3.4*	2.2	3.2*	1.7	2.6*		1.3	1.4*	1.3	1.4*	16.6
4.5									4.5	4.5*	3.4	4.0*		2.7	3.6*	2.1	3.2	1.6	2.6		1.3	1.8*	1.2	1.4*	16.9
3.0	5.7*	5.7*	10.2*	10.2*	7.4*	7.4*	5.4	5.9*	4.1	4.9*	3.1	4.3*		2.5	3.7	1.9	3.0	1.5	2.5	1.2	2.0	1.1	1.4*	17.0	
1.5	2.3*	2.3*	7.6*	7.6*	6.5	8.4*	4.8	6.5*	3.6	5.3*	2.8	4.3		2.3	3.5	1.8	2.9	1.4	2.4	1.1	1.9	1.0	1.5*	17.0	
0	2.5*	2.5*	5.4*	5.4*	5.7	9.0*	4.2	6.7	3.3	5.1	2.6	4.1		2.1	3.3	1.7	2.7	1.3	2.3	1.1	1.9	1.0	1.6*	16.9	
-1.5	3.2*	3.2*	5.3*	5.3*	5.1	8.6	3.8	6.2	3.0	4.8	2.4	3.8		1.9	3.1	1.6	2.6	1.3	2.2	1.0	1.8	1.0	1.8*	16.7	
-3.0	4.0*	4.0*	5.8*	5.8*	4.9	8.3	3.6	6.0	2.8	4.6	2.2	3.7		1.8	3.0	1.5	2.5	1.2	2.1			1.0	1.9	16.3	
-4.5	5.0*	5.0*	6.7*	6.7*	4.8	8.2	3.5	5.8	2.7	4.5	2.1	3.6		1.7	2.9	1.4	2.5	1.2	2.1			1.1	2.0	15.7	
-6.0	6.0*	6.0*	7.5	7.8*	4.8	8.2	3.4	5.8	2.6	4.4	2.1	3.5		1.7	2.9	1.4	2.4	1.2	2.1			1.2	2.1	15.0	
-7.5	7.2*	7.2*	7.7	9.1*	4.9	7.7*	3.5	5.8	2.6	4.4	2.1	3.5		1.7	2.9	1.4	2.5					1.4	2.4	14.1	
-9.0	8.6*	8.6*	8.0	8.2*	5.1	6.7*	3.6	5.5*	2.7	4.5	2.2	3.6		1.8	3.0							1.6	2.7*	12.9	
-10.5	7.8*	7.8*	6.3*	6.3*	5.3*	5.3*	3.8	4.5*	2.9	3.7*	2.3	3.0*										2.1	2.5*	11.5	
-12.0			3.9*	3.9*	3.5*	3.5*	2.9*	2.9*	2.3*	2.3*												2.0*	2.0*	9.6	

 **Height**  **Can be slewed through 360°**  **In longitudinal position of undercarriage**  **Max. reach** * **Limited by hydr. capacity**

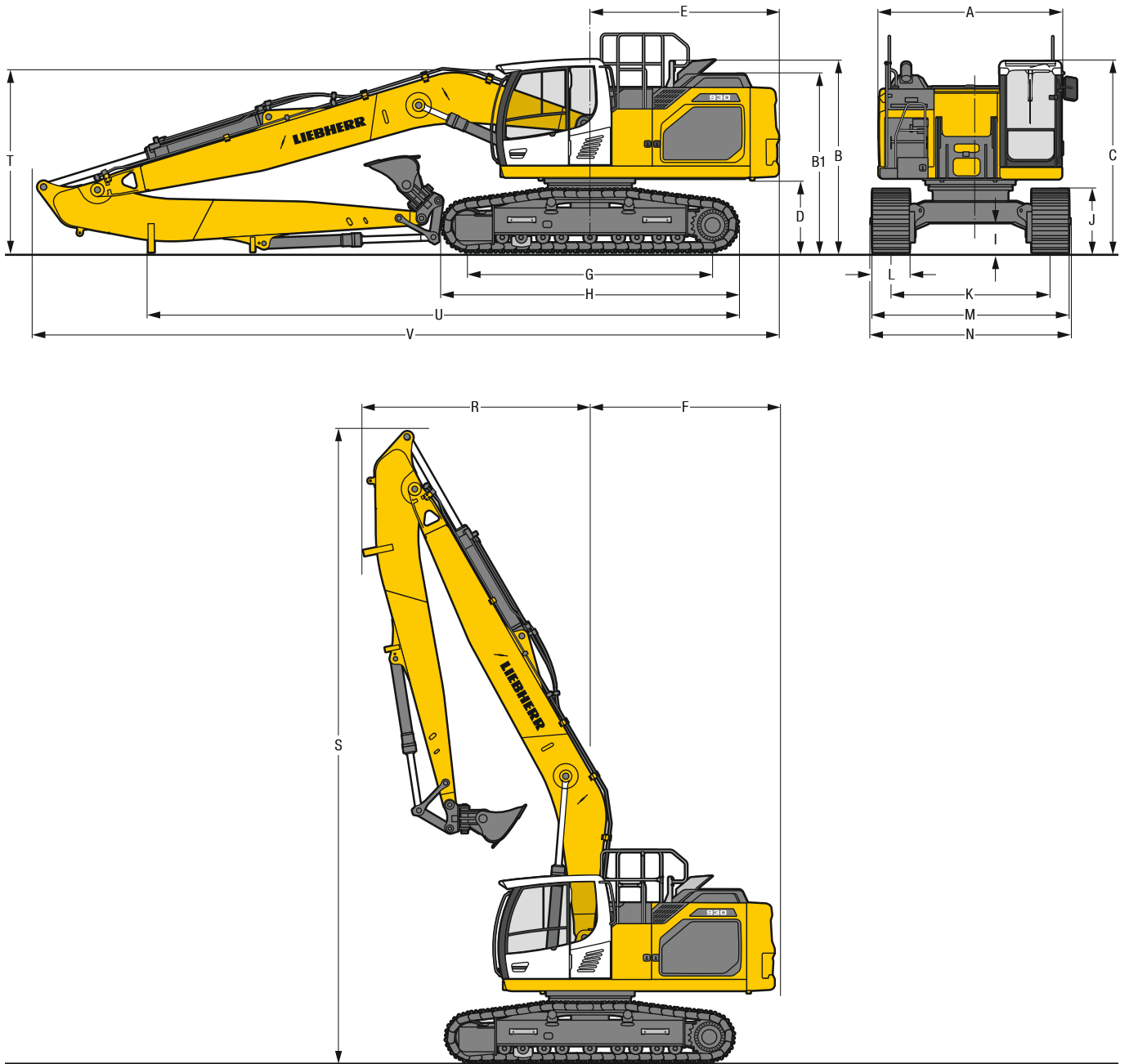
The load values are quoted in tons (t) at stick end (without bucket), and may be swung 360° on firm and even ground. Adjacent values are valid for the undercarriage when in the longitudinal position. Capacities are valid for 600 mm wide track pads. Indicated loads are based on ISO 10567 standard and do not exceed 75% of tipping or 87% of hydraulic capacity (indicated via *). Without bucket cylinder, link and lever the lift capacities will increase by 265 kg. Lifting capacity of the excavator is limited by machine stability and hydraulic capacity.

According to European Standard, EN 474-5: In the European Union excavators have to be equipped with an overload warning device, a load diagram and automatic safety check valves on hoist cylinders and stick cylinder(s), when they are used for lifting operations which require the use of lifting accessories.

Determine maximum load lift from load lift chart displayed in the operator's cab or from load lift chart detailed in the operator's manual supplied with the machine.

Dimensions

R 930



	NLC						LC						LC-V								
	mm						mm						mm								
A	Upper-carriage width						2,990**						2,990**								
B	Upper-carriage height						3,570						3,705								
B1	Upper-carriage height (handrails folded)						3,130						3,265								
C	Cab height						3,150						3,285								
D	Counterweight ground clearance						1,175						1,310								
E	Rear-end length						3,075						3,075								
F	Tail swing radius						3,200						3,200								
G	Wheelbase						3,990						4,170								
H	Undercarriage length						4,840						5,030								
I	Undercarriage ground clearance						505						680								
J	Track height						1,055						1,100								
K	Track gauge						2,390						2,390/2,890								
L	Track pad width						500	600	700	750	800	900	500	600	700	750	800	900			
M	Width over tracks						2,890	2,990	3,090	3,140	3,190	3,290	3,090	3,190	3,290	3,340	3,390	3,490	2,990/3,490	3,140/3,640	3,290/3,790
N	Width over steps						2,990	2,990	2,990	3,190*	3,190*	3,190*	3,190	3,190	3,190	3,390*	3,390*	3,390*	3,170/3,670*	3,170/3,670*	3,320/3,820*

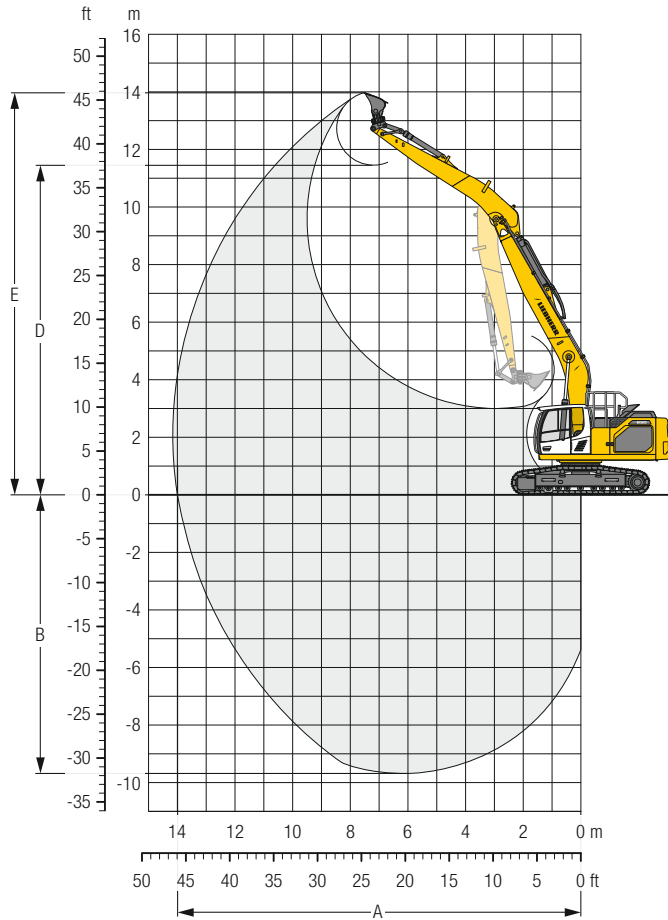
* width with removable steps

** without door stop device and spacer

	Stick length m	Mono boom 8.00 m direct mounting mm	Mono boom 10.20 m direct mounting mm
R	Front swing radius	5.30 7.90	3,800 – 5,000
S	Height with boom up	5.30 7.90	10,600 – 12,600
T	Boom height	5.30 7.90	3,050 – 3,100
U	Length on ground	5.30 7.90	9,600 – 12,500
V	Overall length	5.30 7.90	12,150 – 14,400
	Bucket		1.15 m ³ 0.60 m ³

Multi-User Attachment with Mono Boom 8.00 m

R 930



Digging Envelope

Stick length	m	5.30
A Max. reach at ground level	m	14.00
B Max. digging depth	m	9.68
D Max. dumping height	m	11.46
E Max. cutting height	m	13.97

Forces

Stick digging force (ISO 6015)	kN	92
Bucket digging force (ISO 6015)	kN	173
Stick digging force (SAE J1179)	kN	89
Bucket digging force (SAE J1179)	kN	151

Operating Weight and Ground Pressure

The operating weight includes the basic machine with counterweight 7.5 t, mono boom 8.00 m, stick 5.30 m and bucket 1.15 m³ (810 kg).

Undercarriage	NLC			
Pad width	mm	600	750	900
Weight	kg	32,800	33,350	33,850
Ground pressure	kg/cm ²	0.64	0.52	0.44

Undercarriage	LC			
Pad width	mm	600	750	900
Weight	kg	32,900	33,450	33,950
Ground pressure	kg/cm ²	0.64	0.52	0.44

Undercarriage	LC-V			
Pad width	mm	600	750	900
Weight	kg	36,900	37,550	38,150
Ground pressure	kg/cm ²	0.69	0.56	0.47

Stick 5.30 m

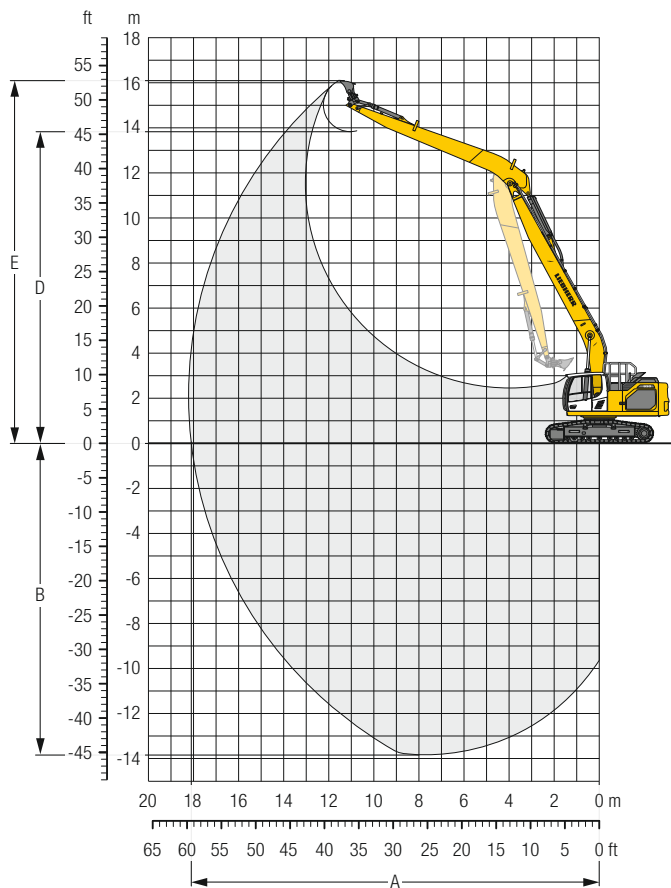
Under-carriage	3.0 m		4.5 m		6.0 m		7.5 m		9.0 m		10.5 m		12.0 m		m			
	↕	↔	↕	↔	↕	↔	↕	↔	↕	↔	↕	↔	↕	↔	↕	↔		
MLC	12.0														2.1*	2.1*	8.2	
	10.5								3.1*	3.1*					1.9*	1.9*	9.7	
	9.0								4.1*	4.1*	2.6*	2.6*			1.8*	1.8*	10.9	
	7.5								4.6*	4.6*	3.7*	3.7*			1.7*	1.7*	11.7	
	6.0							5.5*	5.5*	4.8	5.3*	3.7	4.5*	2.4*	2.4*	1.7*	1.7*	12.3
	4.5			10.3*	10.3*	8.2*	8.2*	6.0	6.9*	4.5	6.1*	3.5	5.2*	2.8	3.3*	1.7*	1.7*	12.6
	3.0			11.6	12.9*	7.8	9.4*	5.6	7.6*	4.3	6.5*	3.4	5.5	2.7	4.0*	1.7*	1.7*	12.8
	1.5			10.5	11.8*	7.1	10.5*	5.3	8.2*	4.1	6.7	3.2	5.3	2.6	4.4	1.8*	1.8*	12.9
	0	4.1*	4.1*	9.4*	9.4*	6.7	11.0*	5.0	8.4	3.9	6.5	3.1	5.2	2.6	4.3	2.0*	2.0*	12.7
	-1.5	5.8*	5.8*	9.7	10.1*	6.5	11.0*	4.8	8.2	3.8	6.3	3.0	5.1	2.5	3.7*	2.2*	2.2*	12.4
	-3.0	7.8*	7.8*	9.6	11.9*	6.4	10.6*	4.7	8.1	3.7	6.3	3.0	5.1			2.5*	2.5*	11.8
	-4.5	10.1*	10.1*	9.8	12.2*	6.4	9.6*	4.7	7.8*	3.7	6.3	3.0	5.0*			2.9	2.9*	11.0
	-6.0	12.6*	12.6*	10.0	10.1*	6.5	8.1*	4.8	6.6*	3.8	5.2*					3.4	3.7*	10.0
	-7.5			7.1*	7.1*	5.9*	5.9*	4.6*	4.6*							3.5*	3.5*	8.5
	LC	12.0														2.1*	2.1*	8.2
10.5									3.1*	3.1*					1.9*	1.9*	9.7	
9.0									4.1*	4.1*	2.6*	2.6*			1.8*	1.8*	10.9	
7.5									4.6*	4.6*	3.7*	3.7*			1.7*	1.7*	11.7	
6.0								5.5*	5.5*	4.8	5.3*	3.7	4.5*	2.4*	2.4*	1.7*	1.7*	12.3
4.5				10.3*	10.3*	8.2*	8.2*	6.5	6.9*	4.9	6.1*	3.8	5.2*	3.0	3.3*	1.7*	1.7*	12.6
3.0				12.8	12.9*	8.4	9.4*	6.1	7.6*	4.7	6.5*	3.7	5.5	3.0	4.0*	1.7*	1.7*	12.8
1.5				11.6	11.8*	7.8	10.5*	5.7	8.2*	4.4	6.7	3.5	5.3	2.9	4.4*	1.8*	1.8*	12.9
0		4.1*	4.1*	9.4*	9.4*	7.4	11.0*	5.5	8.5	4.3	6.5	3.4	5.2	2.8	4.3	2.0*	2.0*	12.7
-1.5		5.8*	5.8*	10.1*	10.1*	7.1	11.0*	5.3	8.2	4.1	6.4	3.3	5.1	2.8	3.7*	2.2*	2.2*	12.4
-3.0		7.8*	7.8*	10.7	11.9*	7.0	10.6*	5.2	8.1	4.0	6.3	3.3	5.1			2.5*	2.5*	11.8
-4.5		10.1*	10.1*	10.8	12.2*	7.1	9.6*	5.2	7.8*	4.1	6.3	3.3	5.0*			2.9*	2.9*	11.0
-6.0		12.6*	12.6*	10.1*	10.1*	7.2	8.1*	5.3	6.6*	4.2	5.2*					3.7	3.7*	10.0
-7.5				7.1*	7.1*	5.9*	5.9*	4.6*	4.6*							3.5*	3.5*	8.5
LC-V		12.0														2.1*	2.1*	8.2
	10.5								3.3*	3.3*					1.9*	1.9*	9.7	
	9.0								4.1*	4.1*	2.7*	2.7*			1.8*	1.8*	10.9	
	7.5								4.7*	4.7*	3.8*	3.8*			1.7*	1.7*	11.7	
	6.0							5.7*	5.7*	5.3*	5.3*	4.5*	4.5*	2.5*	2.5*	1.7*	1.7*	12.3
	4.5			10.7*	10.7*	8.3*	8.3*	7.0*	7.0*	6.1	6.1*	4.8	5.3*	3.4*	3.4*	1.7*	1.7*	12.6
	3.0			13.1*	13.1*	9.6*	9.6*	7.6	7.7*	5.8	6.5*	4.6	5.7*	3.8	4.0*	1.8*	1.8*	12.8
	1.5			11.3*	11.3*	9.8	10.5*	7.2	8.3*	5.6	6.9*	4.5	5.9*	3.7	4.4*	1.8*	1.8*	12.9
	0	4.2*	4.2*	9.4*	9.4*	9.4	11.0*	6.9	8.6*	5.4	7.1*	4.4	6.0*	3.6	4.4*	2.0*	2.0*	12.7
	-1.5	6.0*	6.0*	10.2*	10.2*	9.1	11.0*	6.7	8.7*	5.3	7.1*	4.3	6.0*	3.6	3.6*	2.2*	2.2*	12.4
	-3.0	8.0*	8.0*	12.1*	12.1*	9.0	10.5*	6.6	8.4*	5.2	6.9*	4.2	5.6*			2.5*	2.5*	11.8
	-4.5	10.3*	10.3*	12.0*	12.0*	9.1	9.5*	6.7	7.7*	5.2	6.2*	4.3	4.9*			3.0*	3.0*	11.0
	-6.0	12.3*	12.3*	9.8*	9.8*	8.0*	8.0*	6.5*	6.5*	5.1*	5.1*					3.8*	3.8*	10.0
	-7.5			6.8*	6.8*	5.7*	5.7*	4.4*	4.4*							3.4*	3.4*	8.5

Height
 Can be slewed through 360°
 In longitudinal position of undercarriage
 Max. reach
 * **Limited by hydr. capacity**

The load values are quoted in tons (t) at stick end (without bucket), and may be swung 360° on firm and even ground. Adjacent values are valid for the undercarriage when in the longitudinal position. Capacities are valid for 600 mm wide track pads. Indicated loads are based on ISO 10567 standard and do not exceed 75% of tipping or 87% of hydraulic capacity (indicated via *). Without bucket cylinder, link and lever the lift capacities will increase by 320 kg. Lifting capacity of the excavator is limited by machine stability and hydraulic capacity. According to European Standard, EN 474-5: In the European Union excavators have to be equipped with an overload warning device, a load diagram and automatic safety check valves on hoist cylinders and stick cylinder(s), when they are used for lifting operations which require the use of lifting accessories. Determine maximum load lift from load lift chart displayed in the operator's cab or from load lift chart detailed in the operator's manual supplied with the machine.

Multi-User Attachment with Mono Boom 10.20 m

R 930



Digging Envelope

Stick length	m	7.90
A Max. reach at ground level	m	18.10
B Max. digging depth	m	13.84
D Max. dumping height	m	13.83
E Max. cutting height	m	16.10

Forces

Stick digging force (ISO 6015)	kN	68
Bucket digging force (ISO 6015)	kN	137
Stick digging force (SAE J1179)	kN	67
Bucket digging force (SAE J1179)	kN	119

Operating Weight and Ground Pressure

The operating weight includes the basic machine with counterweight 7.5 t, mono boom 10.20 m, stick 7.90 m and bucket 0.60 m³ (520 kg).

Undercarriage	NLC			
Pad width	mm	600	750	900
Weight	kg	33,500	34,050	34,550
Ground pressure	kg/cm ²	0.65	0.53	0.45

Undercarriage	LC			
Pad width	mm	600	750	900
Weight	kg	33,600	34,150	34,650
Ground pressure	kg/cm ²	0.65	0.53	0.45

Undercarriage	LC-V			
Pad width	mm	600	750	900
Weight	kg	37,600	38,250	38,850
Ground pressure	kg/cm ²	0.70	0.57	0.48

Stick 7.90 m

Under-carriage	3.0 m		4.5 m		6.0 m		7.5 m		9.0 m		10.5 m		12.0 m		13.5 m		15.0 m		16.5 m		m							
	m		m		m		m		m		m		m		m		m		m			m						
15.0																					1.6*	1.6*	11.1					
13.5														1.9*	1.9*							1.5*	1.5*	12.6				
12.0														2.4*	2.4*	1.7*	1.7*					1.4*	1.4*	13.8				
10.5														2.6*	2.6*	2.2*	2.2*					1.4*	1.4*	14.8				
9.0														2.9*	2.9*	2.4	2.6*	1.8	1.8*			1.3*	1.3*	15.6				
7.5														3.0	3.1*	2.3	2.9*	1.8	2.3*			1.3*	1.3*	16.1				
6.0														3.7	3.7*	2.8	3.4*	2.2	3.2*	1.3	1.4*	1.3	1.4*	16.6				
4.5														4.4	4.5*	3.4	4.0*	2.6	3.6*	2.1	3.3*	1.6	2.9	1.2	1.8*	1.2	1.4*	16.9
3.0	5.3*	5.3*	10.3*	10.3*	7.4	7.5*	5.3	5.9*	4.4	5.0*	3.1	4.3*	2.4	3.8*	1.9	3.4*	1.5	2.8	1.2	2.1*	1.1	1.5*	1.0	1.5*	1.7	1.7	17.0	
1.5	2.2*	2.2*	7.4*	7.4*	6.3	8.4*	4.7	6.5*	3.6	5.3*	2.8	4.5*	2.2	4.0*	1.8	3.3	1.4	2.7	1.1	2.2*	1.0	1.5*	1.0	1.5*	1.7	1.7	17.0	
0	2.5*	2.5*	5.3*	5.3*	5.5	9.1*	4.2	7.0*	3.2	5.7*	2.6	4.6	2.1	3.8	1.7	3.1	1.3	2.6	1.1	2.2	1.0	1.6*	1.0	1.6*	16.9	16.9	16.9	16.9
-1.5	3.2*	3.2*	5.3*	5.3*	5.0	9.3*	3.8	7.2	2.9	5.5	2.4	4.4	1.9	3.6	1.5	3.0	1.3	2.5	1.0	2.0*	1.0	1.8*	1.0	1.8*	16.6	16.6	16.6	16.6
-3.0	4.1*	4.1*	5.8*	5.8*	4.8	9.3*	3.5	6.9	2.8	5.3	2.2	4.3	1.8	3.5	1.5	2.9	1.2	2.5			1.0	2.0*	1.0	2.0*	16.2	16.2	16.2	16.2
-4.5	5.0*	5.0*	6.7*	6.7*	4.7	9.0*	3.4	6.7	2.6	5.2	2.1	4.1	1.7	3.4	1.4	2.9	1.2	2.5			1.1	2.2*	1.1	2.2*	15.7	15.7	15.7	15.7
-6.0	6.1*	6.1*	7.3	7.8*	4.7	8.5*	3.4	6.7	2.6	5.1	2.1	4.1	1.7	3.4	1.4	2.9					1.2	2.5	1.2	2.5	15.0	15.0	15.0	15.0
-7.5	7.3*	7.3*	7.5	9.2*	4.8	7.7*	3.4	6.3*	2.6	5.2	2.1	4.1	1.7	3.4	1.4	2.9					1.4	2.8	1.4	2.8	14.1	14.1	14.1	14.1
-9.0	8.6*	8.6*	7.9	8.2*	5.0	6.6*	3.6	5.5*	2.7	4.6*	2.2	3.8*	1.8	3.1*							1.6	2.7*	1.6	2.7*	12.9	12.9	12.9	12.9
-10.5	7.6*	7.6*	6.3*	6.3*	5.3*	5.3*	3.8	4.4*	2.9	3.7*	2.3	2.9*									2.1	2.5*	2.1	2.5*	11.4	11.4	11.4	11.4
-12.0					3.4*	3.4*	2.8*	2.8*	2.2*	2.2*											2.0*	2.0*	2.0*	2.0*	9.5	9.5	9.5	9.5

Height Can be slewed through 360° In longitudinal position of undercarriage Max. reach * Limited by hydr. capacity

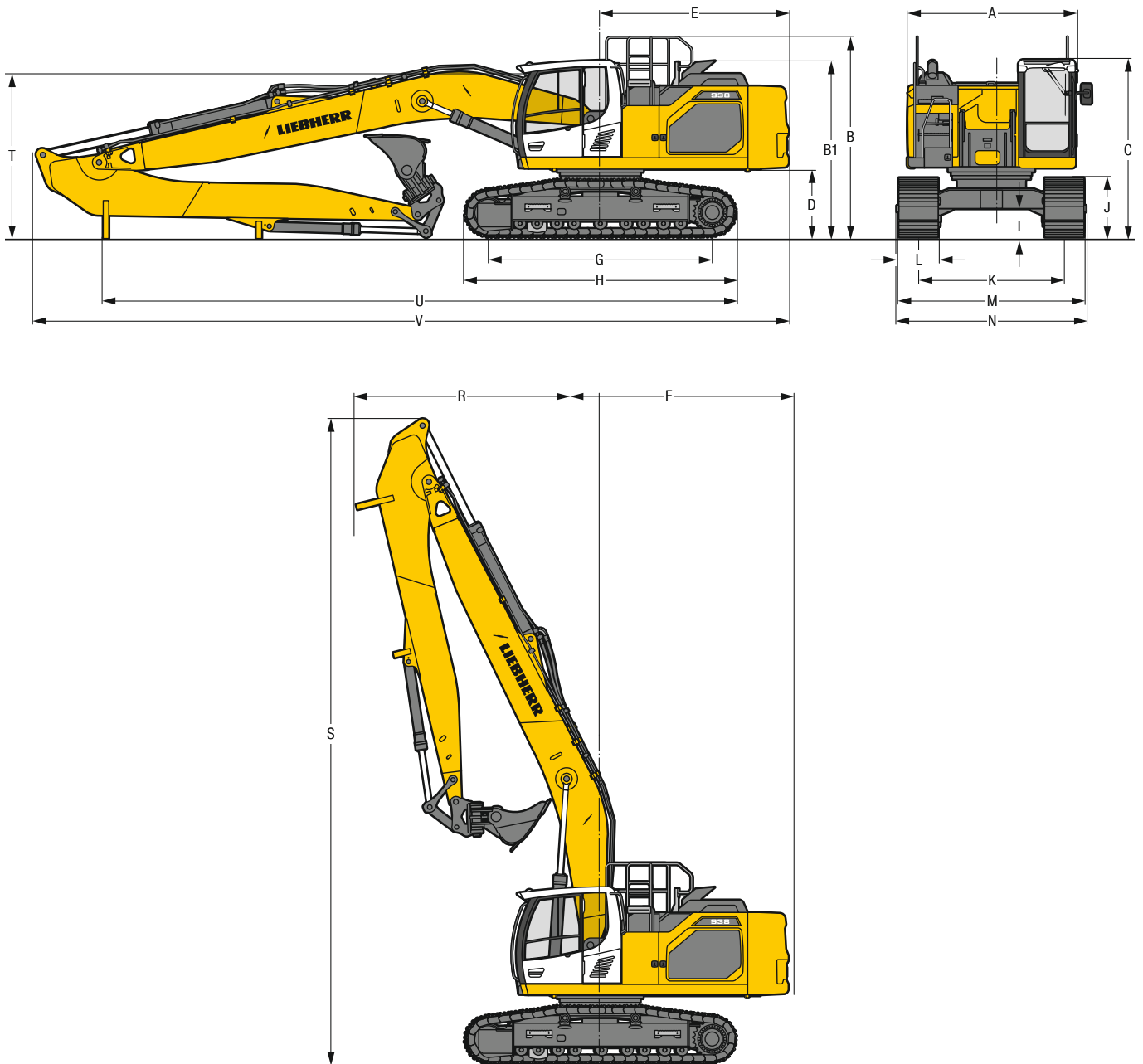
The load values are quoted in tons (t) at stick end (without bucket), and may be swung 360° on firm and even ground. Adjacent values are valid for the undercarriage when in the longitudinal position. Capacities are valid for 600 mm wide track pads. Indicated loads are based on ISO 10567 standard and do not exceed 75 % of tipping or 87 % of hydraulic capacity (indicated via *). Without bucket cylinder, link and lever the lift capacities will increase by 265 kg. Lifting capacity of the excavator is limited by machine stability and hydraulic capacity.

According to European Standard, EN 474-5: In the European Union excavators have to be equipped with an overload warning device, a load diagram and automatic safety check valves on hoist cylinders and stick cylinder(s), when they are used for lifting operations which require the use of lifting accessories.

Determine maximum load lift from load lift chart displayed in the operator's cab or from load lift chart detailed in the operator's manual supplied with the machine.

Dimensions

R 938



	LC	mm				WLC	mm			
A	Upper-carriage width	2,990**					2,990**			
B	Upper-carriage height	3,570					3,570			
B1	Upper-carriage height (handrails folded)	3,130					3,130			
C	Cab height	3,150					3,150			
D	Counterweight ground clearance	1,175					1,175			
E	Rear-end length	3,350					3,350			
F	Tail swing radius	3,450					3,450			
G	Wheelbase	3,990					4,300			
H	Under-carriage length	4,840					5,150			
I	Under-carriage ground clearance	495					495			
J	Track height	1,055					1,055			
K	Track gauge	2,590					2,740			
L	Track pad width	600	700	800	900		600	700	800	900
M	Width over tracks	3,190	3,290	3,390	3,490		3,340	3,440	3,540	3,640
N	Width over steps	3,190	3,190	3,390*	3,390*		3,340	3,340	3,540*	3,540*

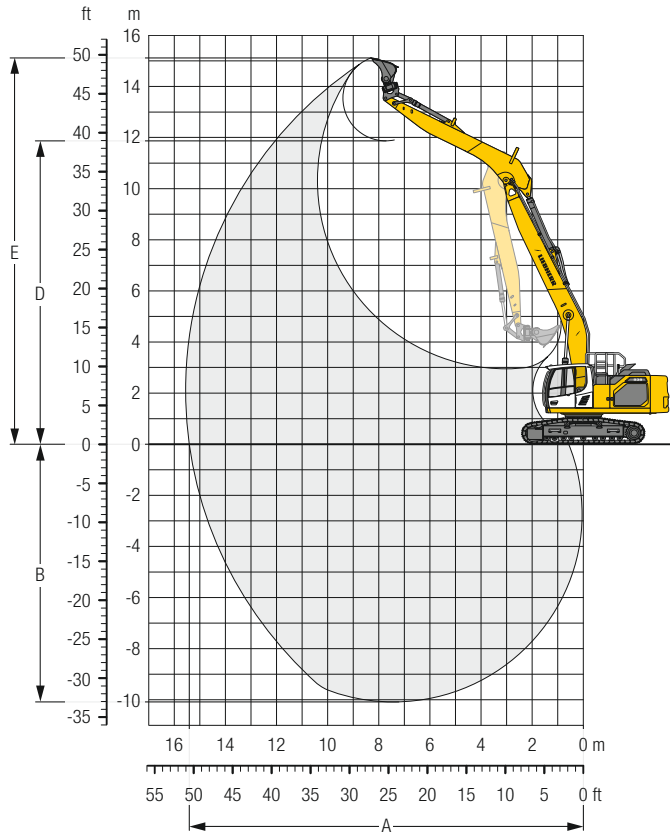
* width with removable steps

** without door stop device and spacer

	Stick length	Mono boom 8.70 m direct mounting	Mono boom 10.70 m / Stick 7.70 m direct mounting	Mono boom 10.70 m / Stick 8.90 m direct mounting
	m	mm	mm	mm
R	Front swing radius	5.70	4,350	–
		7.70	–	4,900
		8.90	–	–
S	Height with boom up	5.70	11,500	–
		7.70	–	13,350
		8.90	–	–
T	Boom height	5.70	3,100	–
		7.70	–	3,200
		8.90	–	–
U	Length on ground	5.70	11,150	–
		7.70	–	11,400
		8.90	–	–
V	Overall length	5.70	13,400	–
		7.70	–	15,350
		8.90	–	–
	Bucket	1.25 m ³	0.75 m ³	0.55 m ³

Multi-User Attachment with Mono Boom 8.70 m

R 938



Digging Envelope

Stick length	m	5.70
A Max. reach at ground level	m	15.41
B Max. digging depth	m	10.08
D Max. dumping height	m	11.87
E Max. cutting height	m	15.11

Forces

Stick digging force (ISO 6015)	kN	117
Bucket digging force (ISO 6015)	kN	190
Stick digging force (SAE J1179)	kN	114
Bucket digging force (SAE J1179)	kN	166

Operating Weight and Ground Pressure

The operating weight includes the basic machine with counterweight 11.8 t, mono boom 8.70 m, stick 5.70 m and bucket 1.25 m³ (1.000 kg).

Undercarriage		LC			
Pad width	mm	600	700	800	900
Weight	kg	40,500	40,800	41,200	41,600
Ground pressure	kg/cm ²	0.79	0.68	0.60	0.54

Undercarriage		WLC			
Pad width	mm	600	700	800	900
Weight	kg	41,050	41,350	41,750	42,200
Ground pressure	kg/cm ²	0.75	0.64	0.57	0.51

Stick 5.70 m

Under-carriage m	3.0 m		4.5 m		6.0 m		7.5 m		9.0 m		10.5 m		12.0 m		13.5 m		m			
13.5																		3.7*	3.7*	7.8
12.0										4.4*	4.4*							3.3*	3.3*	9.7
10.5										5.4*	5.4*	4.1*	4.1*					3.0*	3.0*	11.0
9.0										5.8*	5.8*	5.2*	5.2*	3.0*	3.0*			2.9*	2.9*	12.0
7.5										6.4*	6.4*	5.7	5.9*	4.5	4.5*			2.9*	2.9*	12.8
6.0							7.5*	7.5*		6.8*	6.8*	5.5	6.2*	4.4	5.5*			2.9*	2.9*	13.3
4.5	20.9*	20.9*	13.5*	13.5*	10.3*	10.3*	8.5*	8.5*	6.7	7.3*	5.3	6.4*	4.3	5.8*	3.5	3.5*	2.9*	2.9*	13.7	
3.0			16.2*	16.2*	11.3	11.7*	8.3	9.2*	6.4	7.7*	5.1	6.7*	4.1	6.0*	3.4	4.2*	3.0*	3.0*	13.9	
1.5			9.8*	9.8*	10.5	12.7*	7.8	9.9*	6.1	8.1*	4.9	7.0*	4.0	5.9	3.3	4.5*	3.2	3.2*	13.9	
0	3.8*	3.8*	8.8*	8.8*	9.9	13.1*	7.4	10.2*	5.8	8.4*	4.7	7.0	3.9	5.7	3.2	4.4*	3.2	3.4*	13.7	
-1.5	6.1*	6.1*	10.0*	10.0*	9.6	13.0*	7.1	10.3*	5.6	8.4*	4.5	6.8	3.8	5.7			3.2	3.7*	13.4	
-3.0	8.4*	8.4*	12.1*	12.1*	9.5	12.3*	7.0	9.9*	5.5	8.1*	4.5	6.7	3.7	5.6			3.4	4.2*	12.9	
-4.5	10.9*	10.9*	13.9*	13.9*	9.5	11.2*	7.0	9.1*	5.5	7.5*	4.5	6.2*	3.8	4.9*			3.7	4.7*	12.2	
-6.0	13.8*	13.8*	11.5*	11.5*	9.6*	9.6*	7.1	7.9*	5.5	6.5*	4.6	5.2*					4.2	4.4*	11.2	
-7.5			8.4*	8.4*	7.3*	7.3*	6.1*	6.1*	4.8*	4.8*							3.8*	3.8*	10.0	
13.5																		3.7*	3.7*	7.8
12.0										4.4*	4.4*							3.3*	3.3*	9.7
10.5										5.4*	5.4*	4.1*	4.1*					3.0*	3.0*	11.0
9.0										5.8*	5.8*	5.2*	5.2*	3.0*	3.0*			2.9*	2.9*	12.0
7.5										6.4*	6.4*	5.9*	5.9*	4.5*	4.5*			2.9*	2.9*	12.8
6.0							7.5*	7.5*		6.8*	6.8*	5.8	6.2*	4.7	5.5*			2.9*	2.9*	13.3
4.5	20.9*	20.9*	13.5*	13.5*	10.3*	10.3*	8.5*	8.5*	7.2	7.3*	5.6	6.4*	4.5	5.8*	3.5*	3.5*	2.9*	2.9*	13.7	
3.0			16.2*	16.2*	11.7*	11.7*	8.8	9.2*	6.8	7.7*	5.4	6.7*	4.4	6.0*	3.6	4.2*	3.0*	3.0*	13.9	
1.5			9.8*	9.8*	11.2	12.7*	8.3	9.9*	6.5	8.1*	5.2	7.0*	4.3	6.1*	3.5	4.5*	3.2*	3.2*	13.9	
0	3.8*	3.8*	8.8*	8.8*	10.6	13.1*	7.9	10.2*	6.2	8.4*	5.0	7.1*	4.1	6.1*	3.5	4.4*	3.4	3.4*	13.7	
-1.5	6.1*	6.1*	10.0*	10.0*	10.3	13.0*	7.6	10.3*	6.0	8.4*	4.9	7.0*	4.0	6.0*			3.5	3.7*	13.4	
-3.0	8.4*	8.4*	12.1*	12.1*	10.2	12.3*	7.5	9.9*	5.9	8.1*	4.8	6.8*	4.0	5.6*			3.7	4.2*	12.9	
-4.5	10.9*	10.9*	13.9*	13.9*	10.2	11.2*	7.5	9.1*	5.9	7.5*	4.8	6.2*	4.0	4.9*			4.0	4.7*	12.2	
-6.0	13.8*	13.8*	11.5*	11.5*	9.6*	9.6*	7.6	7.9*	5.9	6.5*	4.9	5.2*					4.4*	4.4*	11.2	
-7.5			8.4*	8.4*	7.3*	7.3*	6.1*	6.1*	4.8*	4.8*							3.8*	3.8*	10.0	

Height **Can be slewed through 360°** **In longitudinal position of undercarriage** **Max. reach** * **Limited by hydr. capacity**

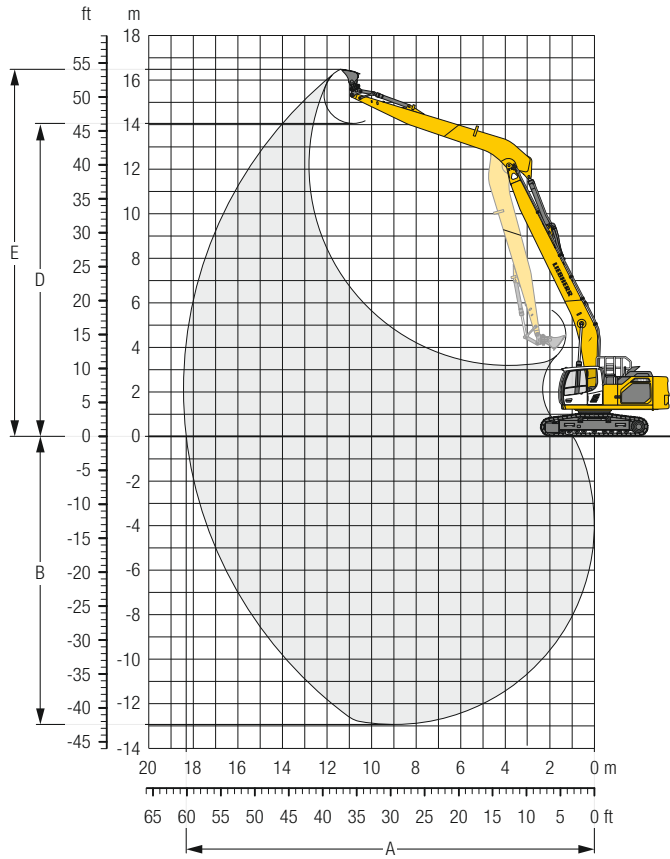
The load values are quoted in tons (t) at stick end (without bucket), and may be swung 360° on firm and even ground. Adjacent values are valid for the undercarriage when in the longitudinal position. Capacities are valid for 600 mm wide track pads. Indicated loads are based on ISO 10567 standard and do not exceed 75% of tipping or 87% of hydraulic capacity (indicated via *). Without bucket cylinder, link and lever the lift capacities will increase by 400 kg. Lifting capacity of the excavator is limited by machine stability and hydraulic capacity.

According to European Standard, EN 474-5: In the European Union excavators have to be equipped with an overload warning device, a load diagram and automatic safety check valves on hoist cylinders and stick cylinder(s), when they are used for lifting operations which require the use of lifting accessories.

Determine maximum load lift from load lift chart displayed in the operator's cab or from load lift chart detailed in the operator's manual supplied with the machine.

Multi-User Attachment with Mono Boom 10.70 m

R 938



Digging Envelope

Stick length	m	7.70
A Max. reach at ground level	m	18.32
B Max. digging depth	m	12.93
D Max. dumping height	m	14.05
E Max. cutting height	m	16.48

Forces

Stick digging force (ISO 6015)	kN	95
Bucket digging force (ISO 6015)	kN	173
Stick digging force (SAE J1179)	kN	93
Bucket digging force (SAE J1179)	kN	151

Operating Weight and Ground Pressure

The operating weight includes the basic machine with counterweight 11.8 t, mono boom 10.70 m, stick 7.70 m and bucket 0.75 m³ (620 kg).

Undercarriage		LC			
Pad width	mm	600	700	800	900
Weight	kg	41,200	41,500	41,900	42,300
Ground pressure	kg/cm ²	0.80	0.69	0.61	0.55

Undercarriage		WLC			
Pad width	mm	600	700	800	900
Weight	kg	41,750	42,050	42,450	42,900
Ground pressure	kg/cm ²	0.76	0.65	0.58	0.52

Stick 7.70 m

Under-carriage m	3.0 m		4.5 m		6.0 m		7.5 m		9.0 m		10.5 m		12.0 m		13.5 m		15.0 m		16.5 m		m			
15.0														3.1*	3.1*					2.6*	2.6*	11.3		
13.5														3.7*	3.7*	2.8*	2.8*			2.4*	2.4*	12.8		
12.0														3.9*	3.9*	3.5*	3.5*			2.3*	2.3*	14.0		
10.5														4.0*	4.0*	3.6*	3.7*	2.9	3.1*	2.3*	2.3*	15.0		
9.0														4.2*	4.2*	3.5	3.8*	2.8	3.5*	2.3*	2.3*	15.7		
7.5												4.6*	4.6*	4.2*	4.2*	3.4	3.9*	2.7	3.6*	2.1	2.7*	16.3		
6.0										5.5*	5.5*	4.8*	4.8*	4.2	4.3*	3.4	3.9*	2.7	3.6*	2.1	2.7*	16.7		
4.5	18.5*	18.5*			8.7*	8.7*	7.0*	7.0*	5.9*	5.9*	5.0	5.1*	4.0	4.5*	3.2	4.0*	2.6	3.7*	2.1	3.2*	1.9	2.4*	17.0	
3.0			13.1*	13.1*	9.8*	9.8*	7.6	7.7*	5.8	6.3*	4.6	5.4*	3.7	4.7*	3.0	4.2*	2.4	3.7*	2.0	3.2*	1.8	2.5*	17.1	
1.5			6.4*	6.4*	9.0	10.7*	6.8	8.2*	5.3	6.7*	4.2	5.6*	3.4	4.8*	2.8	4.3*	2.3	3.7	1.9	3.1	1.7	2.7*	17.2	
0	2.7*	2.7*	5.6*	5.6*	8.1	11.1*	6.2	8.5*	4.8	6.9*	3.9	5.8*	3.2	5.0*	2.6	4.2	2.2	3.6	1.8	3.1	1.7	2.9*	17.0	
- 1.5	4.0*	4.0*	6.2*	6.2*	7.6	10.6*	5.7	8.6*	4.5	7.0*	3.6	5.9*	3.0	4.9	2.5	4.1	2.1	3.5	1.7	3.0	1.7	2.9	16.8	
- 3.0	5.3*	5.3*	7.2*	7.2*	7.4	10.7*	5.5	8.5*	4.3	7.0*	3.5	5.7	2.9	4.7	2.4	4.0	2.0	3.4			1.7	3.0	16.4	
- 4.5	6.6*	6.6*	8.5*	8.5*	7.3	10.1*	5.4	8.1*	4.2	6.7*	3.4	5.6	2.8	4.6	2.3	3.9	2.0	3.4			1.8	3.1	15.8	
- 6.0	8.0*	8.0*	10.0*	10.0*	7.4	9.2*	5.3	7.6*	4.1	6.3*	3.3	5.3*	2.7	4.5*	2.3	3.8*	2.0	3.2*			2.0	3.1*	15.1	
- 7.5	9.6*	9.6*	9.8*	9.8*	7.6	8.1*	5.4	6.8*	4.2	5.7*	3.4	4.8*	2.8	4.1*	2.4	3.3*					2.2	3.0*	14.2	
- 9.0			7.8*	7.8*	6.7*	6.7*	5.6	5.7*	4.3	4.9*	3.5	4.1*	2.9	3.3*							2.6	2.8*	13.0	
-10.5					4.9*	4.9*	4.3*	4.3*	3.7*	3.7*	3.0*	3.0*									2.4*	2.4*	11.6	
15.0														3.1*	3.1*							2.6*	2.6*	11.3
13.5														3.7*	3.7*	2.8*	2.8*					2.4*	2.4*	12.8
12.0														3.9*	3.9*	3.5*	3.5*					2.3*	2.3*	14.0
10.5														4.0*	4.0*	3.7*	3.7*	3.1*	3.1*			2.3*	2.3*	15.0
9.0														4.2*	4.2*	3.8	3.8*	3.0	3.5*			2.3*	2.3*	15.7
7.5												4.6*	4.6*	4.2*	4.2*	3.6	3.9*	2.9	3.6*	2.3	2.7*	2.2	2.4*	16.7
6.0										5.5*	5.5*	4.8*	4.8*	4.3*	4.3*	3.4	3.9*	2.8	3.7*	2.2	3.2*	2.1	2.4*	17.0
4.5	18.5*	18.5*			8.7*	8.7*	7.0*	7.0*	5.9*	5.9*	5.1*	5.1*	4.2	4.5*	3.4	4.0*	2.8	3.7*	2.2	3.2*	2.1	2.4*	17.0	
3.0			13.1*	13.1*	9.8*	9.8*	7.7*	7.7*	6.3	6.3*	4.9	5.4*	4.0	4.7*	3.2	4.2*	2.6	3.7*	2.2	3.4*	2.0	2.5*	17.1	
1.5			6.4*	6.4*	9.8	10.7*	7.3	8.2*	5.7	6.7*	4.6	5.6*	3.7	4.8*	3.0	4.3*	2.5	3.8*	2.1	3.4*	1.9	2.7*	17.2	
0	2.7*	2.7*	5.6*	5.6*	8.9	11.1*	6.7	8.5*	5.2	6.9*	4.2	5.8*	3.5	5.0*	2.9	4.3*	2.4	3.8*	2.0	3.4*	1.9	2.9*	17.0	
- 1.5	4.0*	4.0*	6.2*	6.2*	8.3	10.6*	6.2	8.6*	4.9	7.0*	4.0	5.9*	3.3	5.0*	2.7	4.3*	2.3	3.8*	1.9	3.3*	1.9	3.1*	16.8	
- 3.0	5.3*	5.3*	7.2*	7.2*	8.1	10.7*	6.0	8.5*	4.7	7.0*	3.8	5.8*	3.1	5.0*	2.6	4.3*	2.2	3.7*			1.9	3.2*	16.4	
- 4.5	6.6*	6.6*	8.5*	8.5*	8.1	10.1*	5.9	8.1*	4.6	6.7*	3.7	5.7*	3.0	4.8*	2.6	4.1*	2.2	3.5*			2.0	3.2*	15.8	
- 6.0	8.0*	8.0*	10.0*	10.0*	8.1	9.2*	5.9	7.6*	4.5	6.3*	3.6	5.3*	3.0	4.5*	2.5	3.8*	2.2	3.2*			2.2	3.1*	15.1	
- 7.5	9.6*	9.6*	9.8*	9.8*	8.1*	8.1*	5.9	6.8*	4.6	5.7*	3.7	4.8*	3.0	4.1*	2.6	3.3*					2.4	3.0*	14.2	
- 9.0			7.8*	7.8*	6.7*	6.7*	5.7*	5.7*	4.7	4.9*	3.8	4.1*	3.2	3.3*							2.8*	2.8*	13.0	
-10.5					4.9*	4.9*	4.3*	4.3*	3.7*	3.7*	3.0*	3.0*									2.4*	2.4*	11.6	

Height Can be slewed through 360° In longitudinal position of undercarriage Max. reach * Limited by hydr. capacity

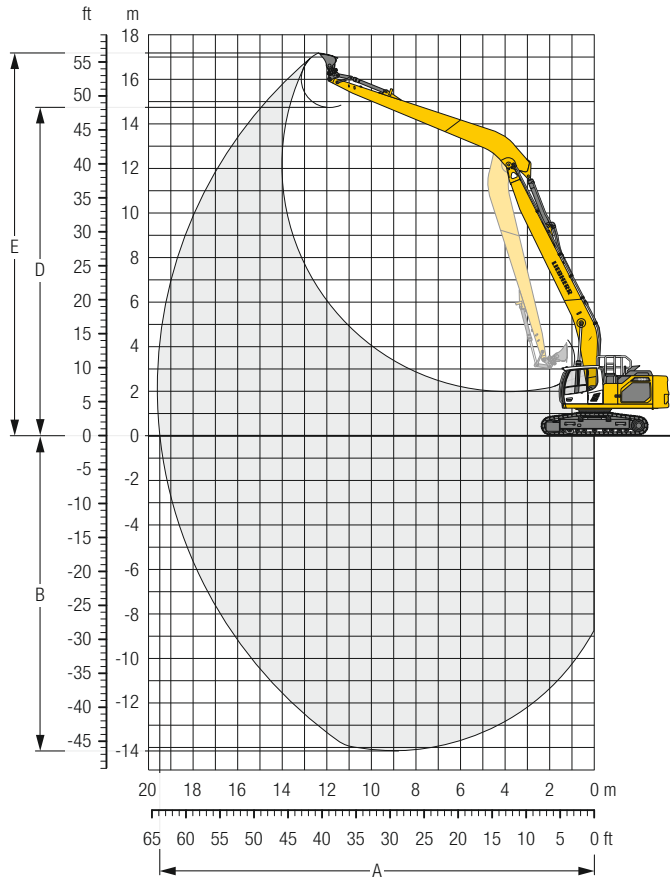
The load values are quoted in tons (t) at stick end (without bucket), and may be swung 360° on firm and even ground. Adjacent values are valid for the undercarriage when in the longitudinal position. Capacities are valid for 600 mm wide track pads. Indicated loads are based on ISO 10567 standard and do not exceed 75% of tipping or 87% of hydraulic capacity (indicated via *). Without bucket cylinder, link and lever the lift capacities will increase by 325 kg. Lifting capacity of the excavator is limited by machine stability and hydraulic capacity.

According to European Standard, EN 474-5: In the European Union excavators have to be equipped with an overload warning device, a load diagram and automatic safety check valves on hoist cylinders and stick cylinder(s), when they are used for lifting operations which require the use of lifting accessories.

Determine maximum load lift from load lift chart displayed in the operator's cab or from load lift chart detailed in the operator's manual supplied with the machine.

Multi-User Attachment with Mono Boom 10.70 m

R 938



Digging Envelope

Stick length	m	8.90
A Max. reach at ground level	m	19.50
B Max. digging depth	m	14.13
D Max. dumping height	m	14.74
E Max. cutting height	m	17.18

Forces

Stick digging force (ISO 6015)	kN	83
Bucket digging force (ISO 6015)	kN	173
Stick digging force (SAE J1179)	kN	81
Bucket digging force (SAE J1179)	kN	151













Operating Weight and Ground Pressure





The operating weight includes the basic machine with counterweight 11.8 t, mono boom 10.70 m, stick 8.90 m and bucket 0.55 m³ (580 kg).

Undercarriage		LC			
Pad width	mm	600	700	800	900
Weight	kg	41,300	41,600	42,000	42,400
Ground pressure	kg/cm ²	0.80	0.69	0.61	0.55

Undercarriage		WLC			
Pad width	mm	600	700	800	900
Weight	kg	41,850	42,150	42,550	43,000
Ground pressure	kg/cm ²	0.76	0.65	0.58	0.52

Stick 8.90 m

Under-carriage	3.0 m		4.5 m		6.0 m		7.5 m		9.0 m		10.5 m		12.0 m		13.5 m		15.0 m		16.5 m		18.0 m		m									
	m		m		m		m		m		m		m		m		m		m		m		m									
15.0																								1.9*	1.9*	13.0						
13.5																2.4*	2.4*								1.8*	1.8*	14.3					
12.0																2.8*	2.8*	2.1*	2.1*						1.7*	1.7*	15.4					
10.5																3.1*	3.1*	2.6*	2.6*						1.7*	1.7*	16.3					
9.0																3.4*	3.4*	3.0*	3.0*	2.1*	2.1*				1.7*	1.7*	17.0					
7.5																3.8*	3.8*	3.5*	3.5*	2.9	3.2*	2.3	2.6*		1.7*	1.7*	17.5					
6.0																4.3*	4.3*	3.9*	3.9*	3.5	3.6*	2.8	3.3*	2.2	3.0*		1.7*	1.7*	17.9			
4.5																5.3*	5.3*	4.6*	4.6*	4.1	4.1*	3.3	3.7*	2.6	3.4*	2.1	3.1*	1.7	2.0*	1.6	1.7*	18.2
3.0	14.4*	14.4*	12.0*	12.0*	8.8*	8.8*	6.9*	6.9*	5.3*	5.3*	4.6*	4.6*	4.1	4.1*	3.3	3.7*	2.6	3.4*	2.1	3.1*	1.7	2.0*	1.6	2.2*	1.6	2.2*	1.5	1.8*	1.6	1.7*	18.3	
1.5	3.8*	3.8*	11.7*	11.7*	9.8*	9.8*	7.3	7.6*	5.6	6.2*	4.4	5.2*	3.5	4.5*	2.9	4.0*	2.3	3.6*	1.9	3.1	1.5	2.4*	1.4	2.4*	1.4	1.9*	1.4	1.9*	1.4	1.9*	18.3	
0	3.4*	3.4*	7.2*	7.2*	8.7	10.5*	6.5	8.1*	5.0	6.5*	4.0	5.5*	3.2	4.7*	2.6	4.1*	2.2	3.6	1.8	3.0	1.4	2.4*	1.4	2.4*	1.4	2.0*	1.4	2.0*	1.4	2.0*	18.2	
- 1.5	4.0*	4.0*	6.6*	6.6*	7.9	10.9*	5.9	8.4*	4.6	6.7*	3.7	5.6*	3.0	4.8*	2.5	4.1	2.0	3.4	1.7	2.9				1.4	2.2*	1.4	2.2*	1.4	2.2*	1.4	2.2*	18.0
- 3.0	4.9*	4.9*	7.0*	7.0*	7.4	10.8*	5.5	8.4*	4.3	6.8*	3.4	5.7*	2.8	4.7	2.3	3.9	1.9	3.3	1.6	2.9				1.4	2.4*	1.4	2.4*	1.4	2.4*	1.4	2.4*	17.6
- 4.5	5.9*	5.9*	7.9*	7.9*	7.2	10.4*	5.3	8.3*	4.1	6.7*	3.3	5.5	2.7	4.6	2.2	3.8	1.9	3.3	1.6	2.8				1.5	2.7	1.5	2.7	1.5	2.7	1.5	2.7	17.1
- 6.0	7.0*	7.0*	8.9*	8.9*	7.1	9.8*	5.2	7.9*	4.0	6.5*	3.2	5.4	2.6	4.5	2.2	3.8	1.8	3.2						1.6	2.8*	1.6	2.8*	1.6	2.8*	1.6	2.8*	16.4
- 7.5	8.2*	8.2*	10.3*	10.3*	7.2	8.9*	5.2	7.3*	4.0	6.0*	3.2	5.1*	2.6	4.3*	2.2	3.6*	1.9	3.0*						1.8	2.7*	1.8	2.7*	1.8	2.7*	1.8	2.7*	15.6
- 9.0	9.6*	9.6*	9.6*	9.6*	7.4	7.8*	5.3	6.4*	4.0	5.4*	3.2	4.5*	2.6	3.8*	2.2	3.1*								2.0	2.6*	2.0	2.6*	2.0	2.6*	2.0	2.6*	14.5
-10.5	9.3*	9.3*	7.5*	7.5*	6.3*	6.3*	5.3*	5.3*	4.2	4.5*	3.3	3.7*	2.8	3.0*										2.4*	2.4*	2.4*	2.4*	2.4*	2.4*	2.4*	2.4*	13.3
-12.0					4.4*	4.4*	3.8*	3.8*	3.2*	3.2*	2.5*	2.5*												2.0*	2.0*	2.0*	2.0*	2.0*	2.0*	2.0*	2.0*	11.6

 **Height**  **Can be slewed through 360°**  **In longitudinal position of undercarriage**  **Max. reach** * **Limited by hydr. capacity**

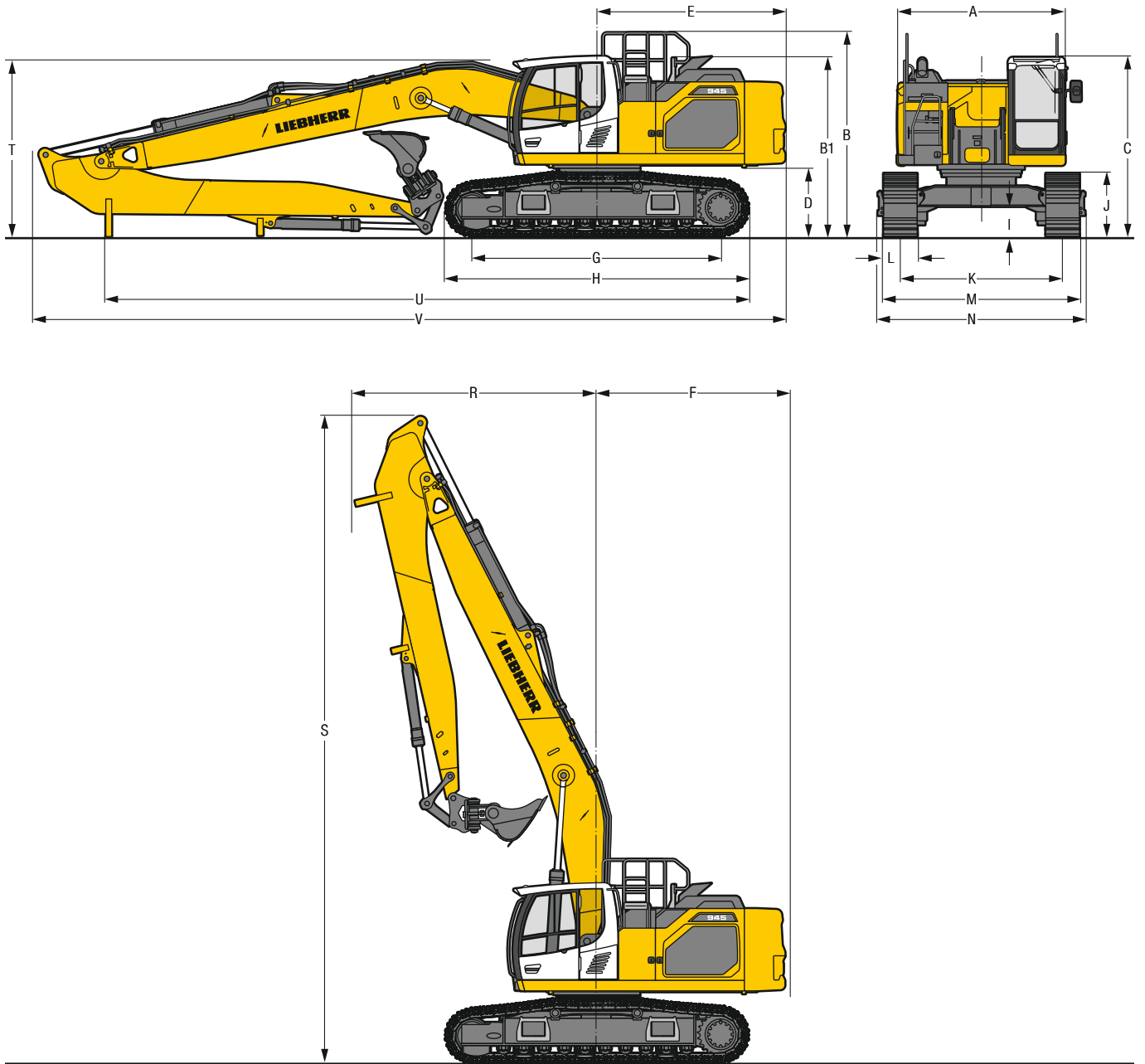
The load values are quoted in tons (t) at stick end (without bucket), and may be swung 360° on firm and even ground. Adjacent values are valid for the undercarriage when in the longitudinal position. Capacities are valid for 600 mm wide track pads. Indicated loads are based on ISO 10567 standard and do not exceed 75% of tipping or 87% of hydraulic capacity (indicated via *). Without bucket cylinder, link and lever the lift capacities will increase by 325 kg. Lifting capacity of the excavator is limited by machine stability and hydraulic capacity.

According to European Standard, EN 474-5: In the European Union excavators have to be equipped with an overload warning device, a load diagram and automatic safety check valves on hoist cylinders and stick cylinder(s), when they are used for lifting operations which require the use of lifting accessories.

Determine maximum load lift from load lift chart displayed in the operator's cab or from load lift chart detailed in the operator's manual supplied with the machine.

Dimensions

R 945



	S-HD			LC-V			
	mm			mm			
A	Upper-carriage width	2,990**			2,990**		
B	Upper-carriage height	3,635			3,760		
B1	Upper-carriage height (handrails folded)	3,195			3,320		
C	Cab height	3,215			3,340		
D	Counterweight ground clearance	1,240			1,365		
E	Rear-end length	3,350			3,350		
F	Tail swing radius	3,450			3,450		
G	Wheelbase	4,400			4,400		
H	Under-carriage length	5,365			5,350		
I	Under-carriage ground clearance	550			740		
J	Track height	1,145			1,185		
K	Track gauge	2,890			2,390/2,890		
L	Track pad width	600	750	900	600	750	900
M	Width over tracks	3,490	3,640	3,790	2,990/3,490	3,140/3,640	3,290/3,790
N	Width over steps	3,695*	3,695*	3,695*	3,200/3,700*	3,200/3,700*	3,200/3,700*

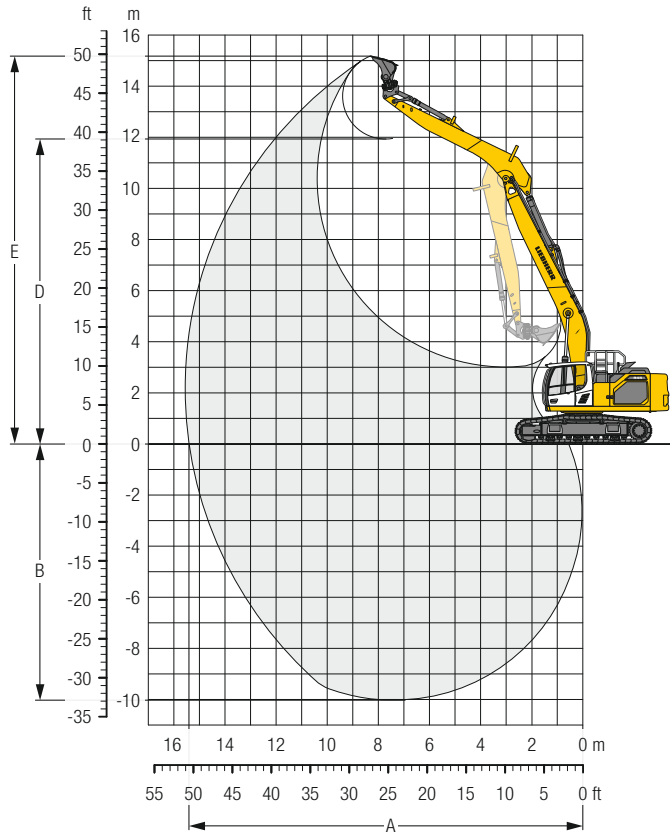
* width with removable steps

** without door stop device and spacer

	Stick length	Mono boom 8.70 m direct mounting	Mono boom 10.70 m / Stiel 7.70 m direct mounting	Mono boom 10.70 m / Stiel 8.90 m direct mounting
	m	mm	mm	mm
R	Front swing radius	5.70	4,350	–
		7.70	–	4,900
		8.90	–	4,900
S	Height with boom up	5.70	11,500	–
		7.70	–	13,400
		8.90	–	13,400
T	Boom height	5.70	3,100	–
		7.70	–	3,250
		8.90	–	3,350
U	Length on ground	5.70	11,400	–
		7.70	–	11,650
		8.90	–	7,500
V	Overall length	5.70	13,400	–
		7.70	–	15,350
		8.90	–	15,400
	Bucket		1.25 m ³	0.75 m ³
				0.55 m ³

Multi-User Attachment with Mono Boom 8.70 m

R 945



Digging Envelope

Stick length	m	5.70
A Max. reach at ground level	m	15.41
B Max. digging depth	m	10.02
D Max. dumping height	m	11.93
E Max. cutting height	m	15.17

Forces

Stick digging force (ISO 6015)	kN	117
Bucket digging force (ISO 6015)	kN	190
Stick digging force (SAE J1179)	kN	114
Bucket digging force (SAE J1179)	kN	166

Operating Weight and Ground Pressure

The operating weight includes the basic machine with counterweight 11.8 t, mono boom 8.70 m, stick 5.70 m and bucket 1.25 m³ (1.000 kg).

Undercarriage		S-HD		
Pad width	mm	600	750	900
Weight	kg	44,400	45,650	46,500
Ground pressure	kg/cm ²	0.78	0.64	0.55

Undercarriage		LC-V		
Pad width	mm	600	750	900
Weight	kg	46,800	48,050	48,900
Ground pressure	kg/cm ²	0.83	0.68	0.57

Stick 5.70 m

Under-carriage	3.0 m		4.5 m		6.0 m		7.5 m		9.0 m		10.5 m		12.0 m		13.5 m		m			
	m																			
S-HD	13.5																3.7*	3.7*	8.1	
	12.0									4.5*	4.5*						3.3*	3.3*	9.9	
	10.5									5.4*	5.4*	4.1*	4.1*				3.0*	3.0*	11.2	
	9.0									5.9*	5.9*	5.2*	5.2*	3.1*	3.1*		2.9*	2.9*	12.1	
	7.5									6.4*	6.4*	6.0*	6.0*	4.6*	4.6*		2.9*	2.9*	12.9	
	6.0							7.6*	7.6*	6.8*	6.8*	6.2*	6.2*	5.2	5.5*		2.9*	2.9*	13.4	
	4.5	21.2*	21.2*	13.6*	13.6*	10.4*	10.4*	8.5*	8.5*	7.3*	7.3*	6.3	6.5*	5.1	5.8*	3.5*	3.5*	2.9*	2.9*	13.7
	3.0			16.3*	16.3*	11.7*	11.7*	9.3*	9.3*	7.6	7.8*	6.1	6.7*	4.9	6.0*	4.1	4.2*	3.0*	3.0*	13.9
	1.5			9.7*	9.7*	12.6	12.7*	9.3	9.9*	7.3	8.2*	5.8	7.0*	4.8	6.1*	4.0	4.6*	3.2*	3.2*	13.9
	0	3.9*	3.9*	8.9*	8.9*	12.0	13.1*	8.9	10.2*	7.0	8.4*	5.7	7.1*	4.7	6.1*	4.0	4.3*	3.4*	3.4*	13.7
	-1.5	6.2*	6.2*	10.1*	10.1*	11.7	13.0*	8.6	10.2*	6.8	8.4*	5.5	7.0*	4.6	6.0*			3.8*	3.8*	13.3
	-3.0	8.5*	8.5*	12.2*	12.2*	11.6	12.3*	8.5	9.9*	6.7	8.1*	5.4	6.8*	4.6	5.6*			4.2	4.2*	12.8
	-4.5	11.0*	11.0*	13.8*	13.8*	11.1*	11.1*	8.5	9.1*	6.7	7.5*	5.4	6.2*	4.6	4.9*			4.5	4.7*	12.1
	-6.0	13.7*	13.7*	11.4*	11.4*	9.5*	9.5*	7.9*	7.9*	6.4*	6.4*	5.1*	5.1*					4.4*	4.4*	11.1
	-7.5			8.3*	8.3*	7.2*	7.2*	6.0*	6.0*	4.7*	4.7*							3.8*	3.8*	9.8
LC-V	13.5																3.6*	3.6*	8.1	
	12.0									4.6*	4.6*						3.2*	3.2*	9.9	
	10.5									5.4*	5.4*	4.3*	4.3*				3.0*	3.0*	11.2	
	9.0									5.9*	5.9*	5.3*	5.3*	3.3*	3.3*		2.9*	2.9*	12.1	
	7.5									6.5*	6.5*	6.0*	6.0*	4.7*	4.7*		2.9*	2.9*	12.9	
	6.0							7.8*	7.8*	6.9*	6.9*	6.2*	6.2*	5.5	5.6*		2.9*	2.9*	13.4	
	4.5	21.9*	21.9*	13.9*	13.9*	10.5*	10.5*	8.6*	8.6*	7.3*	7.3*	6.5*	6.5*	5.3	5.8*	3.6*	3.6*	2.9*	2.9*	13.7
	3.0			16.5*	16.5*	11.8*	11.8*	9.3*	9.3*	7.8*	7.8*	6.4	6.8*	5.2	6.0*	4.3*	4.3*	3.1*	3.1*	13.9
	1.5			9.4*	9.4*	12.8*	12.8*	9.7	9.9*	7.6	8.2*	6.1	7.0*	5.1	6.1*	4.2	4.6*	3.2*	3.2*	13.9
	0	4.1*	4.1*	8.9*	8.9*	12.6	13.1*	9.3	10.3*	7.3	8.4*	6.0	7.1*	4.9	6.1*	4.2	4.3*	3.5*	3.5*	13.7
	-1.5	6.3*	6.3*	10.3*	10.3*	12.3	12.9*	9.1	10.2*	7.1	8.4*	5.8	7.0*	4.9	5.9*			3.8*	3.8*	13.3
	-3.0	8.7*	8.7*	12.4*	12.4*	12.2*	12.2*	9.0	9.8*	7.0	8.1*	5.8	6.7*	4.8	5.6*			4.3*	4.3*	12.8
	-4.5	11.3*	11.3*	13.6*	13.6*	11.0*	11.0*	9.0	9.0*	7.0	7.4*	5.8	6.1*	4.8*	4.8*			4.7*	4.7*	12.1
	-6.0	13.3*	13.3*	11.2*	11.2*	9.3*	9.3*	7.7*	7.7*	6.3*	6.3*	5.0*	5.0*					4.4*	4.4*	11.1
	-7.5					6.9*	6.9*	5.8*	5.8*	4.5*	4.5*							3.7*	3.7*	9.8

 **Height**
 **Can be slewed through 360°**
 **In longitudinal position of undercarriage**
 **Max. reach**
 * Limited by hydr. capacity

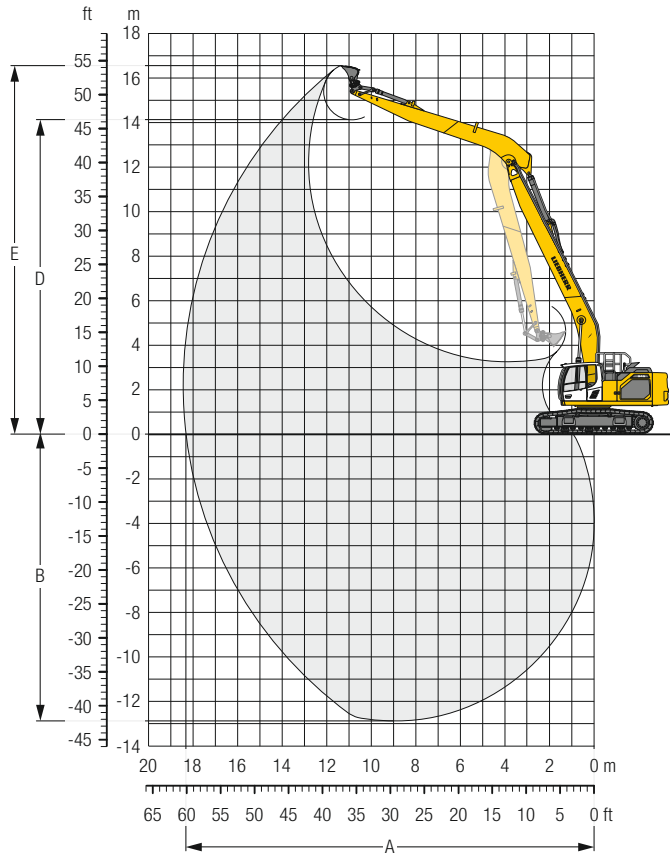
The load values are quoted in tons (t) at stick end (without bucket), and may be swung 360° on firm and even ground. Adjacent values are valid for the undercarriage when in the longitudinal position. Capacities are valid for 600 mm wide track pads. Indicated loads are based on ISO 10567 standard and do not exceed 75% of tipping or 87% of hydraulic capacity (indicated via *). Without bucket cylinder, link and lever the lift capacities will increase by 325 kg. Lifting capacity of the excavator is limited by machine stability and hydraulic capacity.

According to European Standard, EN 474-5: In the European Union excavators have to be equipped with an overload warning device, a load diagram and automatic safety check valves on hoist cylinders and stick cylinder(s), when they are used for lifting operations which require the use of lifting accessories.

Determine maximum load lift from load lift chart displayed in the operator's cab or from load lift chart detailed in the operator's manual supplied with the machine.

Multi-User Attachment with Mono Boom 10.70 m

R 945



Digging Envelope

Stick length	m	7.70
A Max. reach at ground level	m	18.32
B Max. digging depth	m	12.87
D Max. dumping height	m	14.11
E Max. cutting height	m	16.54

Forces

Stick digging force (ISO 6015)	kN	95
Bucket digging force (ISO 6015)	kN	173
Stick digging force (SAE J1179)	kN	93
Bucket digging force (SAE J1179)	kN	151























Operating Weight and Ground Pressure

The operating weight includes the basic machine with counterweight 11.8 t, mono boom 10.70 m, stick 7.70 m and bucket 0.75 m³ (620 kg).

Undercarriage	S-HD			
Pad width	mm	600	750	900
Weight	kg	45,100	46,350	47,200
Ground pressure	kg/cm ²	0.79	0.65	0.56

Undercarriage	LC-V			
Pad width	mm	600	750	900
Weight	kg	47,500	48,750	49,600
Ground pressure	kg/cm ²	0.84	0.69	0.58

Stick 7.70 m

Under-carriage m	3.0 m		4.5 m		6.0 m		7.5 m		9.0 m		10.5 m		12.0 m		13.5 m		15.0 m		16.5 m		m			
																								
15.0																					2.6*	2.6*	11.5	
13.5														3.1*	3.1*							2.4*	2.4*	13.0
12.0														3.7*	3.7*	2.9*	2.9*					2.3*	2.3*	14.1
10.5														3.9*	3.9*	3.5*	3.5*					2.3*	2.3*	15.1
9.0														4.0*	4.0*	3.7*	3.7*	3.1*	3.1*			2.3*	2.3*	15.8
7.5														4.2*	4.2*	3.8*	3.8*	3.4	3.5*			2.3*	2.3*	16.4
6.0														4.6*	4.6*	4.3*	4.3*	3.9*	3.9*	3.3	3.6*	2.7*	2.7*	16.8
4.5	18.8*	18.8*	11.9*	11.9*	8.8*	8.8*	7.0*	7.0*	5.9*	5.9*	5.1*	5.1*	4.5*	4.5*	3.9	4.0*	3.2	3.7*	2.6	3.2*	2.4*	2.4*	17.0	
3.0			12.4*	12.4*	9.9*	9.9*	7.7*	7.7*	6.3*	6.3*	5.4*	5.4*	4.5	4.7*	3.7	4.2*	3.1	3.7*	2.5	3.4*	2.3	2.5*	17.2	
1.5			6.3*	6.3*	10.7*	10.7*	8.2*	8.2*	6.5	6.7*	5.2	5.6*	4.3	4.8*	3.5	4.3*	2.9	3.8*	2.5	3.4*	2.3	2.7*	17.2	
0	2.8*	2.8*	5.7*	5.7*	10.2	11.1*	7.7	8.5*	6.0	6.9*	4.9	5.8*	4.0	5.0*	3.3	4.3*	2.8	3.8*	2.4	3.4*	2.2	2.9*	17.0	
- 1.5	4.1*	4.1*	6.2*	6.2*	9.7	10.6*	7.2	8.6*	5.7	7.0*	4.6	5.9*	3.8	5.0*	3.2	4.3*	2.7	3.8*	2.3	3.3*	2.2	3.1*	16.7	
- 3.0	5.4*	5.4*	7.2*	7.2*	9.5	10.7*	7.0	8.5*	5.5	6.9*	4.4	5.8*	3.7	5.0*	3.1	4.3*	2.6	3.7*			2.3	3.2*	16.3	
- 4.5	6.7*	6.7*	8.5*	8.5*	9.4	10.0*	6.9	8.1*	5.3	6.7*	4.3	5.6*	3.6	4.8*	3.0	4.1*	2.6	3.5*			2.4	3.2*	15.8	
- 6.0	8.1*	8.1*	10.0*	10.0*	9.2*	9.2*	6.9	7.6*	5.3	6.3*	4.3	5.3*	3.6	4.5*	3.0	3.8*	2.6	3.1*			2.6	3.1*	15.0	
- 7.5	9.7*	9.7*	9.7*	9.7*	8.0*	8.0*	6.7*	6.7*	5.4	5.7*	4.3	4.8*	3.6	4.0*	3.1	3.3*					2.9	3.0*	14.1	
- 9.0			7.7*	7.7*	6.6*	6.6*	5.7*	5.7*	4.8*	4.8*	4.0*	4.0*	3.3*	3.3*							2.8*	2.8*	12.9	
-10.5					4.8*	4.8*	4.2*	4.2*	3.6*	3.6*	2.9*	2.9*									2.4*	2.4*	11.4	
15.0																						2.6*	2.6*	11.5
13.5														3.2*	3.2*							2.4*	2.4*	13.0
12.0														3.7*	3.7*	2.9*	2.9*					2.3*	2.3*	14.1
10.5														3.9*	3.9*	3.6*	3.6*	2.4*	2.4*			2.3*	2.3*	15.1
9.0														4.0*	4.0*	3.7*	3.7*	3.1*	3.1*			2.3*	2.3*	15.8
7.5														4.2*	4.2*	3.8*	3.8*	3.5*	3.5*			2.3*	2.3*	16.4
6.0														4.3*	4.3*	3.9*	3.9*	3.5	3.6*	2.7*	2.7*	2.4*	2.4*	16.8
4.5	17.2*	17.2*	12.1*	12.1*	8.9*	8.9*	7.1*	7.1*	5.9*	5.9*	5.1*	5.1*	4.5*	4.5*	4.1*	4.1*	3.4	3.7*	2.8	3.2*	2.4*	2.4*	17.0	
3.0			11.2*	11.2*	10.0*	10.0*	7.7*	7.7*	6.3*	6.3*	5.4*	5.4*	4.7*	4.7*	3.9	4.2*	3.3	3.8*	2.7	3.4*	2.5	2.6*	17.2	
1.5			6.1*	6.1*	10.7*	10.7*	8.3*	8.3*	6.7*	6.7*	5.5	5.6*	4.5	4.9*	3.7	4.3*	3.1	3.8*	2.6	3.4*	2.4	2.7*	17.2	
0	2.9*	2.9*	5.7*	5.7*	10.8	11.1*	8.1	8.6*	6.4	6.9*	5.2	5.8*	4.3	5.0*	3.6	4.3*	3.0	3.8*	2.6	3.4*	2.4	2.9*	17.0	
- 1.5	4.2*	4.2*	6.3*	6.3*	10.3	10.6*	7.7	8.6*	6.0	7.0*	4.9	5.9*	4.1	5.0*	3.4	4.3*	2.9	3.8*	2.5	3.3*	2.4	3.2*	16.7	
- 3.0	5.5*	5.5*	7.3*	7.3*	10.1	10.6*	7.4	8.5*	5.8	6.9*	4.7	5.8*	3.9	5.0*	3.3	4.3*	2.8	3.7*			2.5	3.2*	16.3	
- 4.5	6.8*	6.8*	8.6*	8.6*	10.0*	10.0*	7.3	8.1*	5.7	6.7*	4.6	5.6*	3.9	4.8*	3.3	4.1*	2.8	3.5*			2.6	3.2*	15.8	
- 6.0	8.2*	8.2*	10.2*	10.2*	9.1*	9.1*	7.3	7.5*	5.7	6.3*	4.6	5.3*	3.8	4.5*	3.3	3.8*	2.8	3.1*			2.8	3.1*	15.0	
- 7.5	9.8*	9.8*	9.5*	9.5*	7.9*	7.9*	6.7*	6.7*	5.6*	5.6*	4.6	4.7*	3.9	4.0*	3.3*	3.3*					3.0*	3.0*	14.1	
- 9.0			7.5*	7.5*	6.5*	6.5*	5.6*	5.6*	4.7*	4.7*	4.0*	4.0*	3.2*	3.2*							2.8*	2.8*	12.9	
-10.5					4.6*	4.6*	4.1*	4.1*	3.5*	3.5*	2.8*	2.8*									2.4*	2.4*	11.4	

 Height  Can be slewed through 360°  In longitudinal position of undercarriage  Max. reach * Limited by hydr. capacity

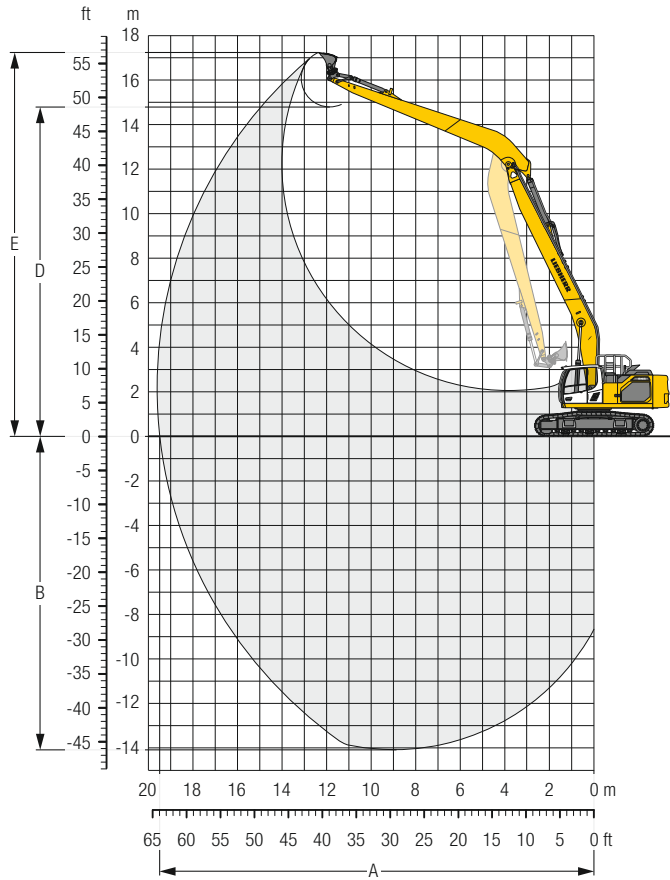
The load values are quoted in tons (t) at stick end (without bucket), and may be swung 360° on firm and even ground. Adjacent values are valid for the undercarriage when in the longitudinal position. Capacities are valid for 600 mm wide track pads. Indicated loads are based on ISO 10567 standard and do not exceed 75% of tipping or 87% of hydraulic capacity (indicated via *). Without bucket cylinder, link and lever the lift capacities will increase by 325 kg. Lifting capacity of the excavator is limited by machine stability and hydraulic capacity.

According to European Standard, EN 474-5: In the European Union excavators have to be equipped with an overload warning device, a load diagram and automatic safety check valves on hoist cylinders and stick cylinder(s), when they are used for lifting operations which require the use of lifting accessories.

Determine maximum load lift from load lift chart displayed in the operator's cab or from load lift chart detailed in the operator's manual supplied with the machine.

Multi-User Attachment with Mono Boom 10.70 m

R 945



Digging Envelope

Stick length	m	8.90
A Max. reach at ground level	m	19.50
B Max. digging depth	m	14.07
D Max. dumping height	m	14.80
E Max. cutting height	m	17.24

Forces

Stick digging force (ISO 6015)	kN	83
Bucket digging force (ISO 6015)	kN	173
Stick digging force (SAE J1179)	kN	81
Bucket digging force (SAE J1179)	kN	151













Operating Weight and Ground Pressure

The operating weight includes the basic machine with counterweight 11.8 t, mono boom 10.70 m, stick 8.90 m and bucket 0.55 m³ (580 kg).

Undercarriage		S-HD		
Pad width	mm	600	750	900
Weight	kg	45,200	46,450	47,300
Ground pressure	kg/cm ²	0.79	0.65	0.56

Undercarriage		LC-V		
Pad width	mm	600	750	900
Weight	kg	47,600	48,850	49,700
Ground pressure	kg/cm ²	0.84	0.69	0.58

Stick 8.90 m

Under-carriage	3.0 m		4.5 m		6.0 m		7.5 m		9.0 m		10.5 m		12.0 m		13.5 m		15.0 m		16.5 m		18.0 m		m						
	m		m		m		m		m		m		m		m		m		m		m		m						
15.0																								1.9*	1.9*	13.2			
13.5																2.4*	2.4*								1.8*	1.8*	14.5		
12.0																2.8*	2.8*	2.1*	2.1*						1.7*	1.7*	15.5		
10.5																3.1*	3.1*	2.6*	2.6*						1.7*	1.7*	16.4		
9.0																3.4*	3.4*	3.0*	3.0*	2.1*	2.1*				1.7*	1.7*	17.1		
7.5																3.5*	3.5*	3.2*	3.2*	2.6*	2.6*				1.7*	1.7*	17.6		
6.0																3.8*	3.8*	3.5*	3.5*	3.2*	3.2*	2.8*	2.8*		1.7*	1.7*	18.0		
4.5																4.3*	4.3*	3.9*	3.9*	3.6*	3.6*	3.3*	3.3*	2.8	3.0*		1.7*	1.7*	18.2
3.0	12.8*	12.8*	12.1*	12.1*	8.8*	8.8*	7.0*	7.0*	5.3*	5.3*	4.7*	4.7*	4.1*	4.1*	3.7*	3.7*	3.3	3.3	2.7	3.1*	2.0*	2.0*	1.7*	1.7*	18.2				
1.5	3.7*	3.7*	11.3*	11.3*	9.9*	9.9*	7.6*	7.6*	6.2*	6.2*	5.2*	5.2*	4.4	4.5*	3.6	4.0*	2.9	3.6*	2.4	3.2*	2.0	2.4*	1.9*	1.9*	18.3				
0	3.4*	3.4*	7.1*	7.1*	10.6*	10.6*	8.0	8.1*	6.2	6.5*	5.0	5.5*	4.1	4.7*	3.4	4.1*	2.8	3.6*	2.3	3.2*	2.0	2.4*	1.9	2.0*	18.2				
- 1.5	4.0*	4.0*	6.6*	6.6*	10.0	10.9*	7.4	8.4*	5.8	6.8*	4.7	5.6*	3.8	4.8*	3.2	4.2*	2.7	3.7*	2.2	3.2*				1.9	2.2*	17.9			
- 3.0	4.9*	4.9*	7.1*	7.1*	9.5	10.8*	7.0	8.4*	5.5	6.8*	4.4	5.7*	3.6	4.8*	3.0	4.2*	2.6	3.6*	2.2	3.2*				1.9	2.4*	17.6			
- 4.5	5.9*	5.9*	7.9*	7.9*	9.3	10.4*	6.8	8.2*	5.3	6.7*	4.2	5.6*	3.5	4.8*	2.9	4.1*	2.5	3.5*	2.1	3.0*				2.0	2.7*	17.0			
- 6.0	7.1*	7.1*	9.0*	9.0*	9.2	9.8*	6.7	7.9*	5.2	6.5*	4.2	5.4*	3.4	4.6*	2.9	3.9*	2.5	3.3*						2.2	2.8*	16.3			
- 7.5	8.3*	8.3*	10.3*	10.3*	8.9*	8.9*	6.7	7.3*	5.1	6.0*	4.1	5.0*	3.4	4.3*	2.9	3.6*	2.5	2.9*						2.4	2.7*	15.5			
- 9.0	9.7*	9.7*	9.6*	9.6*	7.7*	7.7*	6.4*	6.4*	5.2	5.4*	4.2	4.5*	3.5	3.8*	2.9	3.1*								2.6*	2.6*	14.4			
-10.5			7.4*	7.4*	6.2*	6.2*	5.3*	5.3*	4.4*	4.4*	3.7*	3.7*	3.0*	3.0*										2.4*	2.4*	13.1			
-12.0					4.3*	4.3*	3.7*	3.7*	3.1*	3.1*	2.5*	2.5*												2.0*	2.0*	11.4			
15.0																									1.9*	1.9*	13.2		
13.5																2.4*	2.4*								1.8*	1.8*	14.5		
12.0																2.9*	2.9*	2.1*	2.1*						1.7*	1.7*	15.5		
10.5																3.1*	3.1*	2.7*	2.7*						1.7*	1.7*	16.4		
9.0																3.4*	3.4*	3.0*	3.0*	2.2*	2.2*				1.7*	1.7*	17.1		
7.5																3.5*	3.5*	3.2*	3.2*	2.6*	2.6*				1.7*	1.7*	17.6		
6.0																3.8*	3.8*	3.5*	3.5*	3.2*	3.2*	2.8*	2.8*		1.7*	1.7*	18.0		
4.5																4.4*	4.4*	4.0*	4.0*	3.6*	3.6*	3.3*	3.3*	2.9	3.0*		1.7*	1.7*	18.2
3.0	10.3*	10.3*	12.3*	12.3*	8.9*	8.9*	7.0*	7.0*	5.8*	5.8*	4.7*	4.7*	4.2*	4.2*	3.7*	3.7*	3.4*	3.4*	2.8	3.1*	2.0*	2.0*	1.8*	1.8*	18.2				
1.5	3.6*	3.6*	10.5*	10.5*	9.9*	9.9*	7.7*	7.7*	6.2*	6.2*	5.3*	5.3*	4.6*	4.6*	3.8	4.0*	3.1	3.6*	2.6	3.2*	2.2	2.4*	1.9*	1.9*	18.3				
0	3.4*	3.4*	7.0*	7.0*	10.6*	10.6*	8.1*	8.1*	6.6*	6.6*	5.3	5.5*	4.3	4.7*	3.6	4.1*	3.0	3.6*	2.5	3.2*	2.1	2.4*	2.1*	2.1*	18.2				
- 1.5	4.1*	4.1*	6.6*	6.6*	10.5	10.9*	7.8	8.4*	6.1	6.8*	5.0	5.6*	4.1	4.8*	3.4	4.2*	2.9	3.7*	2.4	3.2*				2.1	2.2*	17.9			
- 3.0	5.0*	5.0*	7.1*	7.1*	10.1	10.8*	7.4	8.4*	5.8	6.8*	4.7	5.7*	3.9	4.8*	3.3	4.2*	2.8	3.6*	2.4	3.1*				2.1	2.4*	17.6			
- 4.5	6.0*	6.0*	8.0*	8.0*	9.9	10.4*	7.2	8.2*	5.6	6.7*	4.6	5.6*	3.8	4.8*	3.2	4.1*	2.7	3.5*	2.3	3.0*				2.2	2.7*	17.0			
- 6.0	7.2*	7.2*	9.1*	9.1*	9.7*	9.7*	7.1	7.8*	5.5	6.4*	4.5	5.4*	3.7	4.6*	3.1	3.9*	2.7	3.3*						2.4	2.8*	16.3			
- 7.5	8.4*	8.4*	10.5*	10.5*	8.8*	8.8*	7.2	7.2*	5.5	6.0*	4.4	5.0*	3.7	4.2*	3.1	3.6*	2.7	2.9*						2.6	2.7*	15.5			
- 9.0	9.8*	9.8*	9.4*	9.4*	7.6*	7.6*	6.3*	6.3*	5.3*	5.3*	4.4*	4.4*	3.7*	3.7*	3.0*	3.0*								2.6*	2.6*	14.4			
-10.5			7.2*	7.2*	6.1*	6.1*	5.1*	5.1*	4.3*	4.3*	3.6*	3.6*	2.9*	2.9*										2.4*	2.4*	13.1			
-12.0					4.1*	4.1*	3.6*	3.6*	3.0*	3.0*	2.3*	2.3*												1.9*	1.9*	11.4			

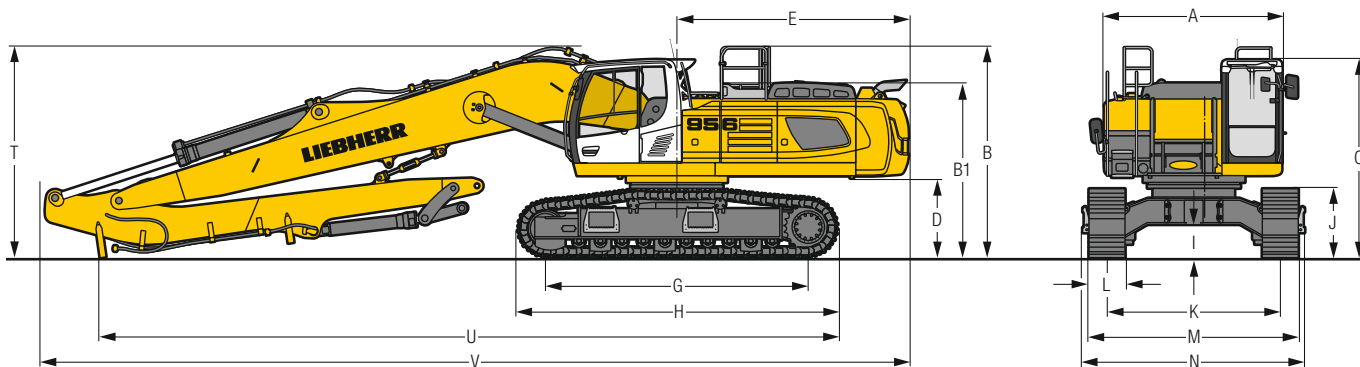
 Height  Can be slewed through 360°  In longitudinal position of undercarriage  Max. reach * Limited by hydr. capacity

The load values are quoted in tons (t) at stick end (without bucket), and may be swung 360° on firm and even ground. Adjacent values are valid for the undercarriage when in the longitudinal position. Capacities are valid for 600 mm wide track pads. Indicated loads are based on ISO 10567 standard and do not exceed 75 % of tipping or 87 % of hydraulic capacity (indicated via *). Without bucket cylinder, link and lever the lift capacities will increase by 325 kg. Lifting capacity of the excavator is limited by machine stability and hydraulic capacity.

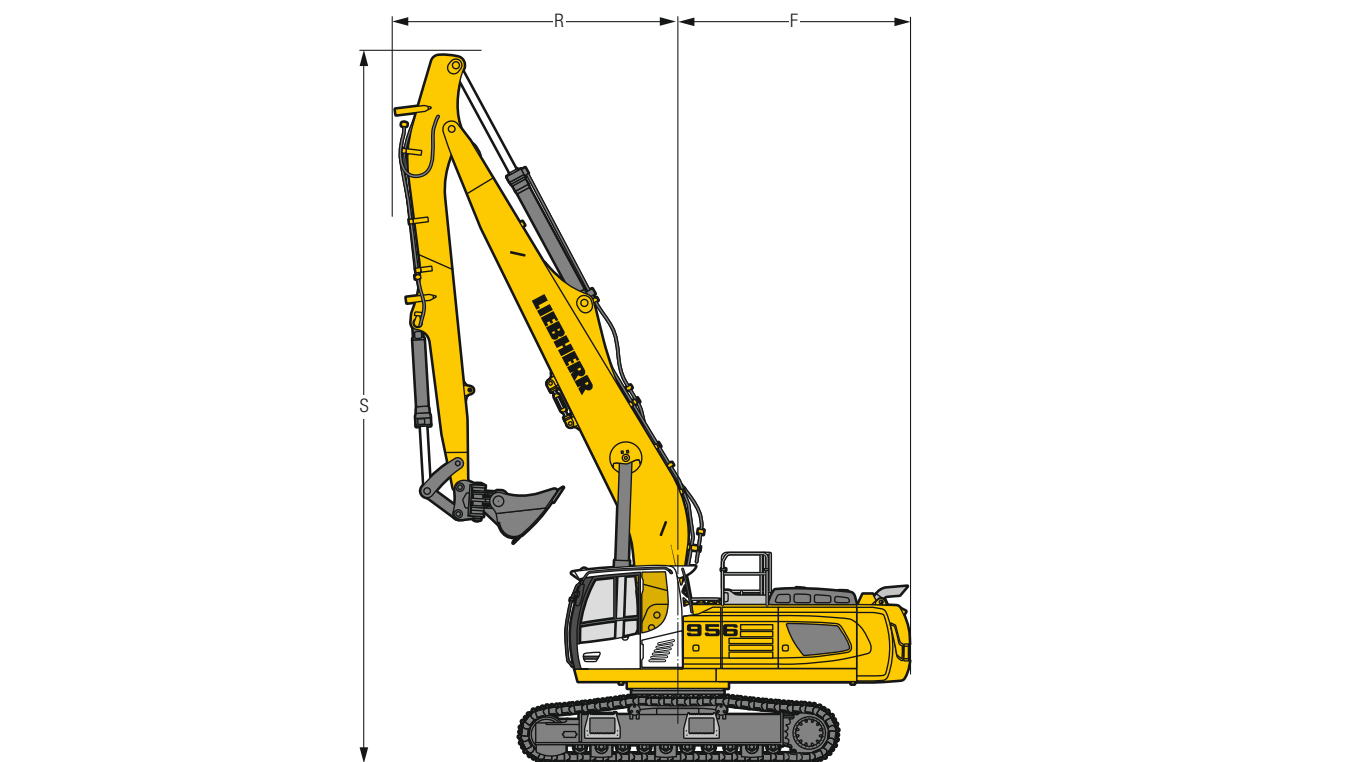
According to European Standard, EN 474-5: In the European Union excavators have to be equipped with an overload warning device, a load diagram and automatic safety check valves on hoist cylinders and stick cylinder(s), when they are used for lifting operations which require the use of lifting accessories.

Determine maximum load lift from load lift chart displayed in the operator's cab or from load lift chart detailed in the operator's manual supplied with the machine.

Dimensions



R 956



	LC	mm	LC-V	mm	LC-VW	mm
A	Upper-carriage width		2,970		2,970	2,970
B	Upper-carriage height		3,535		3,660	3,610
B1	Upper-carriage height (handrails folded)		3,285		3,410	3,360
C	Cab height		3,315		3,440	3,390
D	Counterweight ground clearance		1,335		1,460	1,410
E	Rear-end length		3,880		3,880	3,880
F	Tail swing radius		3,900		3,900	3,900
G	Wheelbase		4,400		4,400	4,400
H	Undercarriage length		5,365		5,550	5,365
I	Undercarriage ground clearance		555		800	760
J	Track height		1,160		1,210	1,165
K	Track gauge		2,900		2,390*/2,890	2,900*/3,400
L	Track pad width	500 600 750		600 750 900		600 750 900
M	Width over tracks	3,500 3,650 3,800		2,990 3,140 3,290		3,500 3,650 3,800
N	Width over steps	3,715** 3,715** 3,715**		3,225** 3,225** 3,225**		3,715** 3,715** 3,715**

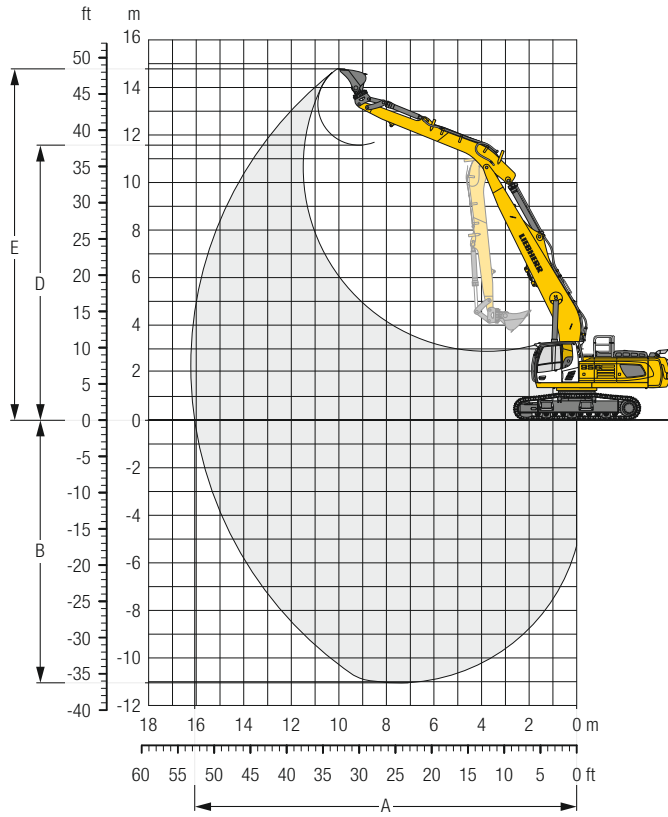
* transport position

** width with removable steps

	Stick length m	Mono boom 9.00 m direct mounting mm	Mono boom 10.70 m direct mounting mm	Mono boom 13.00 m direct mounting mm
R	Front swing radius	6.00 4,800	–	–
		8.50 –	5,500	–
		10.00 –	–	6,750
S	Height with boom up	6.00 11,950/12,100/12,050	–	–
		8.50 –	13,400/13,550/13,500	–
		10.00 –	–	15,400/15,550/15,500
T	Boom height	6.00 3,550/ 3,650/ 3,600	–	–
		8.50 –	3,750/ 3,850/ 3,800	–
		10.00 –	–	3,850/ 3,950/ 3,900
U	Length on ground	6.00 12,300/12,400/12,300	–	–
		8.50 –	11,000/11,050/11,000	–
		10.00 –	–	13,600/13,650/13,600
V	Overall length	6.00 14,550	–	–
		8.50 –	16,350	–
		10.00 –	–	18,700
	Bucket	1.50 m ³	1.25 m ³	0.75 m ³

Multi-User Attachment with Mono Boom 9.00 m

R 956



Digging Envelope

Stick length	m	6.00
A Max. reach at ground level	m	16.05
B Max. digging depth	m	11.05
D Max. dumping height	m	11.57
E Max. cutting height	m	14.79

Forces

Stick digging force (ISO 6015)	kN	129
Bucket digging force (ISO 6015)	kN	235
Stick digging force (SAE J1179)	kN	126
Bucket digging force (SAE J1179)	kN	210

Operating Weight and Ground Pressure

The operating weight includes the basic machine with counterweight 12.5 t, mono boom 9.00 m, stick 6.00 m and bucket 1.50 m³ (1,370 kg).

Undercarriage		LC		
Pad width	mm	600	750	900
Weight	kg	54,800	56,050	56,900
Ground pressure	kg/cm ²	0.97	0.79	0.67

Undercarriage		LC-V		
Pad width	mm	600	750	900
Weight	kg	59,550	60,350	61,050
Ground pressure	kg/cm ²	1.04	0.84	0.71

Stick 6.00 m

Under-carriage m	3.0 m		4.5 m		6.0 m		7.5 m		9.0 m		10.5 m		12.0 m		13.5 m		m		
12.0											3.0*	3.0*					2.8*	2.8*	10.6
10.5											4.9*	4.9*					2.6*	2.6*	11.8
9.0											5.9*	5.9*	4.2*	4.2*			2.5*	2.5*	12.8
7.5									7.3*	7.3*	6.7*	6.7*	5.5*	5.5*			2.5*	2.5*	13.5
6.0									7.9*	7.9*	7.1*	7.1*	6.3	6.5*	4.0*	4.0*	2.6*	2.6*	14.0
4.5	23.7*	23.7*	16.9*	16.9*	12.4*	12.4*	10.0*	10.0*	8.5*	8.5*	7.5*	7.5*	6.1	6.7*	4.9	5.0*	2.6*	2.6*	14.3
3.0			17.9*	17.9*	14.4*	14.4*	11.2*	11.2*	9.1	9.2*	7.2	7.9*	5.8	7.0*	4.7	5.8*	2.8*	2.8*	14.5
1.5			9.9*	9.9*	14.8	15.9*	11.0	12.1*	8.5	9.8*	6.8	8.3*	5.5	7.2*	4.6	6.4*	3.0*	3.0*	14.5
0	5.0*	5.0*	9.7*	9.7*	13.8	16.5*	10.3	12.7*	8.1	10.2*	6.5	8.6*	5.3	7.4*	4.4	6.4*	3.2*	3.2*	14.3
-1.5	7.5*	7.5*	11.1*	11.1*	13.4	16.5*	9.9	12.8*	7.7	10.4*	6.3	8.7*	5.2	7.4*	4.4	6.0*	3.6*	3.6*	14.0
-3.0	9.8*	9.8*	13.3*	13.3*	13.2	15.8*	9.7	12.5*	7.5	10.2*	6.1	8.5*	5.1	7.2*			4.1*	4.1*	13.5
-4.5	12.3*	12.3*	16.0*	16.0*	13.3	14.7*	9.6	11.8*	7.5	9.7*	6.1	8.0*	5.1	6.6*			4.7	4.9*	12.8
-6.0	15.1*	15.1*	16.2*	16.2*	13.0*	13.0*	9.8	10.6*	7.6	8.7*	6.2	7.1*					5.3	5.8*	11.8
-7.5			12.9*	12.9*	10.6*	10.6*	8.8*	8.8*	7.2*	7.2*	5.5*	5.5*					5.5*	5.5*	10.5
-9.0					7.3*	7.3*	6.0*	6.0*									4.7*	4.7*	8.8
12.0											3.2*	3.2*					2.8*	2.8*	10.6
10.5											5.0*	5.0*					2.6*	2.6*	11.8
9.0											5.9*	5.9*	4.4*	4.4*			2.5*	2.5*	12.8
7.5									7.3*	7.3*	6.8*	6.8*	5.5*	5.5*	2.7*	2.7*	2.5*	2.5*	13.5
6.0							9.0*	9.0*	7.9*	7.9*	7.1*	7.1*	6.5*	6.5*	4.1*	4.1*	2.6*	2.6*	14.0
4.5	16.6*	16.6*	17.3*	17.3*	12.6*	12.6*	10.1*	10.1*	8.6*	8.6*	7.5*	7.5*	6.6	6.8*	5.1*	5.1*	2.7*	2.7*	14.3
3.0			16.4*	16.4*	14.5*	14.5*	11.2*	11.2*	9.3*	9.3*	7.8	8.0*	6.3	7.0*	5.2	5.9*	2.8*	2.8*	14.5
1.5			9.8*	9.8*	15.9*	15.9*	11.9	12.2*	9.2	9.9*	7.4	8.3*	6.1	7.3*	5.1	6.4*	3.0*	3.0*	14.5
0	5.2*	5.2*	9.7*	9.7*	15.1	16.5*	11.2	12.7*	8.8	10.2*	7.1	8.6*	5.9	7.4*	4.9	6.4*	3.2*	3.2*	14.3
-1.5	7.7*	7.7*	11.3*	11.3*	14.7	16.4*	10.8	12.8*	8.5	10.4*	6.9	8.7*	5.7	7.4*	4.8	5.9*	3.6*	3.6*	14.0
-3.0	10.0*	10.0*	13.5*	13.5*	14.5	15.8*	10.6	12.5*	8.3	10.2*	6.8	8.5*	5.6	7.1*			4.2*	4.2*	13.5
-4.5	12.5*	12.5*	16.2*	16.2*	14.6*	14.6*	10.6	11.7*	8.3	9.6*	6.7	8.0*	5.6	6.6*			5.0*	5.0*	12.8
-6.0	15.3*	15.3*	15.9*	15.9*	12.8*	12.8*	10.5*	10.5*	8.4	8.6*	6.8	7.0*					5.8*	5.8*	11.8
-7.5			12.5*	12.5*	10.4*	10.4*	8.6*	8.6*	7.0*	7.0*							5.4*	5.4*	10.5
-9.0					7.0*	7.0*	5.8*	5.8*									4.6*	4.6*	8.8

Height Can be slewed through 360° In longitudinal position of undercarriage Max. reach * Limited by hydr. capacity

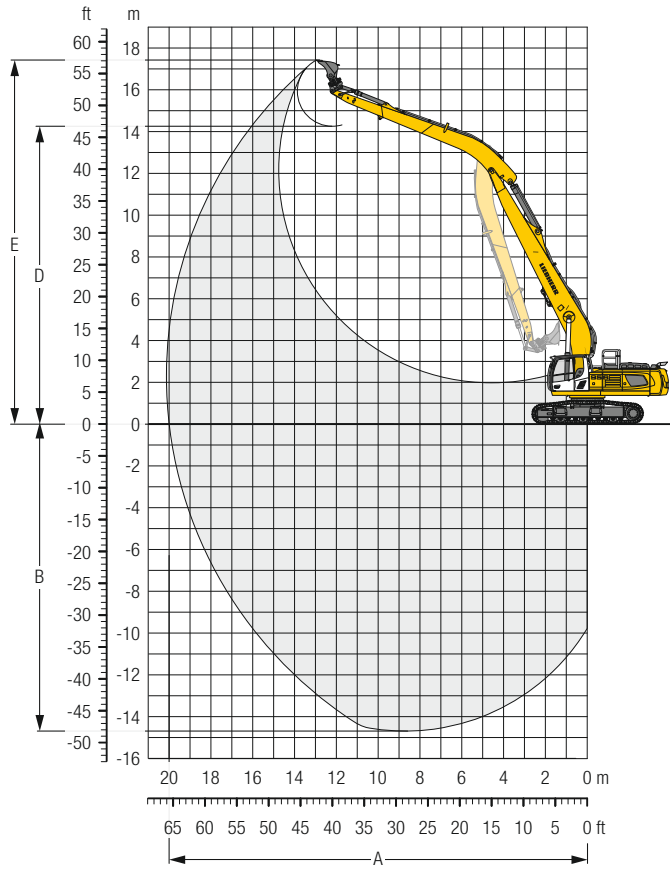
The load values are quoted in tons (t) at stick end (without bucket), and may be swung 360° on firm and even ground. Adjacent values are valid for the undercarriage when in the longitudinal position. Capacities are valid for 600 mm wide track pads. Indicated loads are based on ISO 10567 standard and do not exceed 75% of tipping or 87% of hydraulic capacity (indicated via *). Without bucket cylinder, link and lever the lift capacities will increase by 620 kg. Lifting capacity of the excavator is limited by machine stability and hydraulic capacity.

According to European Standard, EN 474-5: In the European Union excavators have to be equipped with an overload warning device, a load diagram and automatic safety check valves on hoist cylinders and stick cylinder(s), when they are used for lifting operations which require the use of lifting accessories.

Determine maximum load lift from load lift chart displayed in the operator's cab or from load lift chart detailed in the operator's manual supplied with the machine.

Multi-User Attachment with Mono Boom 10.70 m

R 956



Digging Envelope

Stick length	m	8.50
A Max. reach at ground level	m	20.00
B Max. digging depth	m	14.69
D Max. dumping height	m	14.25
E Max. cutting height	m	17.42

Forces

Stick digging force (ISO 6015)	kN	98
Bucket digging force (ISO 6015)	kN	177
Stick digging force (SAE J1179)	kN	96
Bucket digging force (SAE J1179)	kN	155













Operating Weight and Ground Pressure





The operating weight includes the basic machine with counterweight 12.5 t, mono boom 10.70 m, stick 8.50 m and bucket 1.25 m³ (1,000 kg).

Undercarriage	LC			
Pad width	mm	600	750	900
Weight	kg	55,100	56,350	57,200
Ground pressure	kg/cm ²	0.97	0.79	0.67

Undercarriage	LC-V			
Pad width	mm	600	750	900
Weight	kg	59,850	60,650	61,350
Ground pressure	kg/cm ²	1.04	0.84	0.71

Stick 8.50 m

Under-carriage	3.0 m		4.5 m		6.0 m		7.5 m		9.0 m		10.5 m		12.0 m		13.5 m		15.0 m		16.5 m		18.0 m		m								
	m		m		m		m		m		m		m		m		m		m		m		m								
15.0																								1.7*	1.7*	13.2					
13.5																										1.6*	1.6*	14.5			
12.0																											1.6*	1.6*	15.6		
10.5																												1.5*	1.5*	16.5	
9.0																													1.5*	1.5*	17.2
7.5																													1.5*	1.5*	17.7
6.0																													1.5*	1.5*	18.1
4.5																													1.5*	1.5*	18.3
3.0	5.5*	5.5*	16.9*	16.9*	11.9*	11.9*	9.2*	9.2*	6.9*	6.9*	6.1*	6.1*	5.4*	5.4*	4.9*	4.9*	4.2	4.5*	3.4	4.0*	2.1*	2.1*	1.6*	1.6*	1.6*	1.6*	1.6*	1.6*	18.4		
1.5	3.0*	3.0*	9.0*	9.0*	13.4*	13.4*	10.2*	10.2*	8.2*	8.2*	6.8	6.9*	5.5	6.0*	4.5	5.3*	3.8	4.8*	3.1	4.3*	2.6*	2.6*	1.7*	1.7*	1.7*	1.7*	1.7*	1.7*	18.4		
0	3.7*	3.7*	7.1*	7.1*	13.0	14.4*	9.8	10.9*	7.7	8.7*	6.2	7.3*	5.1	6.3*	4.3	5.5*	3.6	4.9*	3.0	4.4*	2.5*	2.5*	1.8*	1.8*	1.8*	1.8*	1.8*	1.8*	18.3		
- 1.5	4.8*	4.8*	7.3*	7.3*	12.1	12.3*	9.1	11.3*	7.2	9.1*	5.8	7.6*	4.8	6.5*	4.0	5.6*	3.4	5.0*	2.9	4.4*	2.1*	2.1*	2.0*	2.0*	2.0*	2.0*	2.0*	2.0*	18.1		
- 3.0	6.0*	6.0*	8.1*	8.1*	11.6	12.2*	8.6	11.4*	6.8	9.2*	5.5	7.7*	4.6	6.5*	3.8	5.7*	3.3	5.0*	2.8	4.4*									2.2*	2.2*	17.7
- 4.5	7.3*	7.3*	9.3*	9.3*	11.4	13.0*	8.4	11.2*	6.5	9.1*	5.3	7.6*	4.4	6.5*	3.7	5.6*	3.2	4.9*	2.7	4.2*									2.4*	2.4*	17.1
- 6.0	8.6*	8.6*	10.6*	10.6*	11.4	13.5*	8.3	10.8*	6.4	8.9*	5.2	7.4*	4.3	6.3*	3.7	5.4*	3.1	4.7*											2.8	2.8*	16.4
- 7.5	10.1*	10.1*	12.3*	12.3*	11.6	12.4*	8.3	10.1*	6.4	8.3*	5.2	7.0*	4.3	6.0*	3.7	5.1*	3.2	4.2*											3.0	3.3*	15.6
- 9.0	11.7*	11.7*	13.9*	13.9*	11.0*	11.0*	8.5	9.0*	6.5	7.6*	5.3	6.4*	4.4	5.4*	3.8	4.4*													3.5	3.8*	14.5
-10.5	13.5*	13.5*	11.2*	11.2*	9.2*	9.2*	7.6*	7.6*	6.4*	6.4*	5.4*	5.4*	4.4*	4.4*															3.6*	3.6*	13.1
-12.0					6.7*	6.7*	5.7*	5.7*	4.8*	4.8*	3.8*	3.8*																	3.2*	3.2*	11.4
15.0																													1.7*	1.7*	13.2
13.5																													1.6*	1.6*	14.5
12.0																													1.5*	1.5*	15.6
10.5																													1.5*	1.5*	16.5
9.0																													1.5*	1.5*	17.2
7.5																													1.5*	1.5*	17.7
6.0																													1.5*	1.5*	18.1
4.5																													1.7*	1.7*	18.3
3.0	4.9*	4.9*	17.2*	17.2*	12.0*	12.0*	9.3*	9.3*	7.7*	7.7*	6.5*	6.5*	5.7*	5.7*	5.1*	5.1*	4.4	4.7*	3.7	4.3*	2.5*	2.5*	1.6*	1.6*	1.6*	1.6*	1.6*	1.6*	18.4		
1.5	3.0*	3.0*	8.6*	8.6*	13.5*	13.5*	10.3*	10.3*	8.3*	8.3*	7.0*	7.0*	6.0	6.0*	5.0	5.3*	4.2	4.8*	3.5	4.4*	2.6*	2.6*	1.7*	1.7*	1.7*	1.7*	1.7*	1.7*	18.4		
0	3.8*	3.8*	7.1*	7.1*	14.2*	14.2*	10.7	10.9*	8.4	8.8*	6.8	7.3*	5.6	6.3*	4.7	5.5*	4.0	4.9*	3.4	4.4*	2.5*	2.5*	1.8*	1.8*	1.8*	1.8*	1.8*	1.8*	18.3		
- 1.5	4.9*	4.9*	7.3*	7.3*	12.3*	12.3*	10.0	11.3*	7.9	9.1*	6.4	7.6*	5.3	6.5*	4.5	5.6*	3.8	5.0*	3.2	4.4*	2.1*	2.1*	2.0*	2.0*	2.0*	2.0*	2.0*	2.0*	18.1		
- 3.0	6.1*	6.1*	8.2*	8.2*	12.2*	12.2*	9.5	11.4*	7.5	9.2*	6.1	7.7*	5.1	6.5*	4.3	5.7*	3.7	5.0*	3.2	4.4*									2.2*	2.2*	17.7
- 4.5	7.4*	7.4*	9.4*	9.4*	12.7	13.0*	9.3	11.2*	7.3	9.1*	5.9	7.6*	4.9	6.5*	4.2	5.6*	3.6	4.9*	3.1	4.2*									2.5*	2.5*	17.1
- 6.0	8.7*	8.7*	10.8*	10.8*	12.7	13.4*	9.2	10.7*	7.2	8.8*	5.8	7.4*	4.9	6.3*	4.1	5.4*	3.6	4.6*											2.8*	2.8*	16.4
- 7.5	10.2*	10.2*	12.4*	12.4*	12.3*	12.3*	9.3	10.0*	7.2	8.3*	5.8	7.0*	4.9	5.9*	4.1	5.0*	3.6	4.2*											3.4*	3.4*	15.6
- 9.0	11.8*	11.8*	13.7*	13.7*	10.9*	10.9*	8.9*	8.9*	7.3	7.5*	5.9	6.3*	5.0	5.3*	4.3	4.4*													3.8*	3.8*	14.5
-10.5	13.6*	13.6*	10.9*	10.9*	9.0*	9.0*	7.5*	7.5*	6.3*	6.3*	5.3*	5.3*	4.3*	4.3*															3.6*	3.6*	13.1
-12.0					6.5*	6.5*	5.5*	5.5*	4.6*	4.6*	3.7*	3.7*																	3.2*	3.2*	11.4

 **Height**  **Can be slewed through 360°**  **In longitudinal position of undercarriage**  **Max. reach** * **Limited by hydr. capacity**

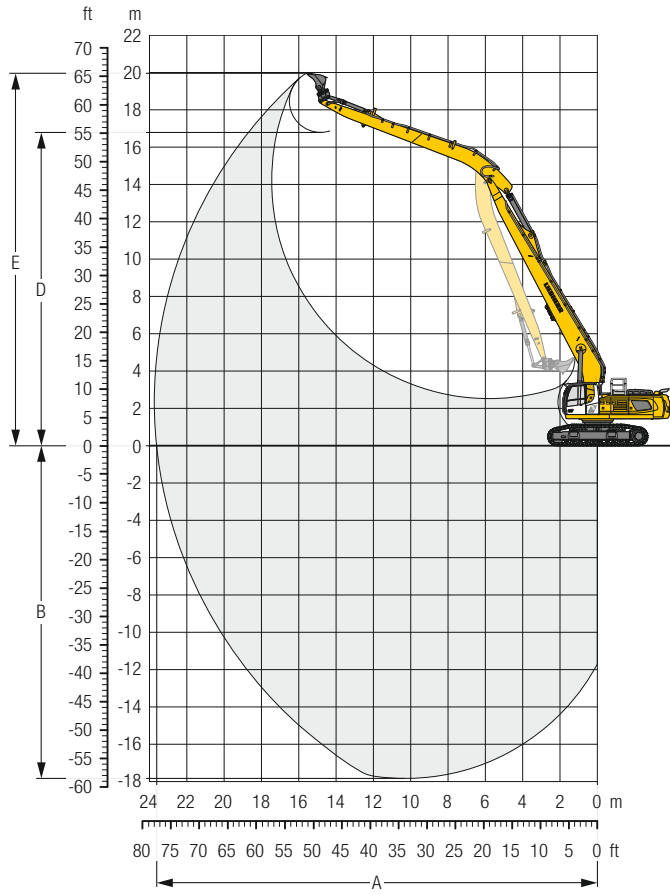
The load values are quoted in tons (t) at stick end (without bucket), and may be swung 360° on firm and even ground. Adjacent values are valid for the undercarriage when in the longitudinal position. Capacities are valid for 600 mm wide track pads. Indicated loads are based on ISO 10567 standard and do not exceed 75% of tipping or 87% of hydraulic capacity (indicated via *). Without bucket cylinder, link and lever the lift capacities will increase by 400 kg. Lifting capacity of the excavator is limited by machine stability and hydraulic capacity.

According to European Standard, EN 474-5: In the European Union excavators have to be equipped with an overload warning device, a load diagram and automatic safety check valves on hoist cylinders and stick cylinder(s), when they are used for lifting operations which require the use of lifting accessories.

Determine maximum load lift from load lift chart displayed in the operator's cab or from load lift chart detailed in the operator's manual supplied with the machine.

Multi-User Attachment with Mono Boom 13.00 m

R 956



Digging Envelope

Stick length	m	10.00
A Max. reach at ground level	m	23.61
B Max. digging depth	m	17.91
D Max. dumping height	m	16.73
E Max. cutting height	m	19.88

Forces

Stick digging force (ISO 6015)	kN	85
Bucket digging force (ISO 6015)	kN	177
Stick digging force (SAE J1179)	kN	83
Bucket digging force (SAE J1179)	kN	155

Operating Weight and Ground Pressure

The operating weight includes the basic machine with counterweight 12.5 t, mono boom 13.00 m, stick 10.00 m and bucket 0.75 m³ (810 kg).

Undercarriage	LC-VW			
Pad width	mm	600	750	900
Weight	kg	59,850	61,100	61,950
Ground pressure	kg/cm ²	1.05	0.86	0.73

Stick 10.00 m

Under-carriage m	3.0 m		4.5 m		6.0 m		7.5 m		9.0 m		10.5 m		12.0 m		13.5 m		15.0 m		16.5 m		18.0 m		19.5 m		21.0 m		m			
	LC-VW	Height	LC-VW	Height	LC-VW	Height	LC-VW	Height	LC-VW	Height	LC-VW	Height	LC-VW	Height	LC-VW	Height	LC-VW	Height	LC-VW	Height	LC-VW	Height	LC-VW	Height	LC-VW	Height	LC-VW	Height		
18.0																				1.4*	1.4*							1.2*	1.2*	15.3
16.5																				2.1*	2.1*							1.1*	1.1*	16.8
15.0																												1.0*	1.0*	18.0
13.5																				2.6*	2.6*	1.8*	1.8*					1.0*	1.0*	19.0
12.0																				2.9*	2.9*	2.3*	2.3*	1.3*	1.3*			1.0*	1.0*	19.8
10.5																				3.2*	3.2*	2.7*	2.7*	1.9*	1.9*			1.0*	1.0*	20.5
9.0																				3.6*	3.6*	3.4*	3.4*	3.1*	3.1*	2.3*	2.3*	1.0*	1.0*	21.0
7.5																				4.1*	4.1*	3.8*	3.8*	3.5*	3.5*	3.3*	3.3*	1.5*	1.5*	21.4
6.0														4.8*	4.8*	4.3*	4.3*	3.9*	3.9*	3.6*	3.6*	3.3*	3.3*	3.0*	3.0*	1.9*	1.9*	1.0*	1.0*	21.7
4.5								6.9*	6.9*	5.9*	5.9*	5.1*	5.1*	4.6*	4.6*	4.1*	4.1*	3.7*	3.7*	3.4*	3.4*	2.8*	2.8*	2.2*	2.2*	1.0*	1.0*	21.9		
3.0			6.2*	6.2*	12.4*	12.4*	9.4*	9.4*	7.5*	7.5*	6.3*	6.3*	5.4*	5.4*	4.8*	4.8*	4.3*	4.3*	3.9*	3.9*	3.2*	3.2*	2.7*	2.7*	2.2*	2.2*	1.1*	1.1*	22.0	
1.5			3.7*	3.7*	8.9*	8.9*	10.2*	10.2*	8.1*	8.1*	6.7*	6.7*	5.7*	5.7*	5.0*	5.0*	4.3*	4.3*	3.9*	3.9*	3.2*	3.2*	2.7*	2.7*	2.2*	2.2*	1.1*	1.1*	22.0	
0	1.9*	1.9*	3.6*	3.6*	6.8*	6.8*	10.6*	10.6*	8.4*	8.4*	6.9*	6.9*	5.7*	5.7*	5.0*	5.0*	4.0*	4.0*	3.6*	3.6*	3.4*	3.4*	2.9*	2.9*	2.4*	2.4*	2.1*	2.1*	21.9	
-1.5	2.8*	2.8*	4.1*	4.1*	6.5*	6.5*	9.7*	10.9*	7.7*	8.8*	6.3*	7.3*	5.3*	6.2*	4.4*	5.3*	3.8*	4.7*	3.2*	4.2*	2.7*	3.7*	2.3*	3.4*	2.0*	2.5*	1.3*	1.3*	21.7	
-3.0	3.7*	3.7*	4.8*	4.8*	6.8*	6.8*	9.2*	10.3*	7.3*	9.0*	5.9*	7.4*	4.9*	6.3*	4.2*	5.4*	3.5*	4.8*	3.0*	4.2*	2.6*	3.8*	2.2*	3.3*	1.9*	2.1*	1.5*	1.5*	21.4	
-4.5	4.6*	4.6*	5.6*	5.6*	7.4*	7.4*	8.9*	10.5*	7.0*	9.0*	5.6*	7.5*	4.7*	6.3*	4.0*	5.5*	3.4*	4.8*	2.9*	4.2*	2.5*	3.7*	2.4*	3.4*	2.1*	2.6*	1.2*	1.2*	20.9	
-6.0	5.5*	5.5*	6.5*	6.5*	8.3*	8.3*	8.8*	10.7*	6.8*	8.8*	5.5*	7.4*	4.5*	6.3*	3.8*	5.4*	3.3*	4.7*	2.8*	4.1*	2.4*	3.6*	2.1*	3.2*			1.8*	1.8*	20.4	
-7.5	6.5*	6.5*	7.5*	7.5*	9.3*	9.3*	8.9*	10.3*	6.8*	8.5*	5.4*	7.2*	4.5*	6.1*	3.8*	5.3*	3.2*	4.6*	2.8*	4.0*	2.4*	3.5*	2.2*	2.5*			2.1*	2.1*	19.7	
-9.0	7.5*	7.5*	8.6*	8.6*	10.4*	10.4*	9.0*	9.6*	6.8*	8.0*	5.4*	6.8*	4.5*	5.8*	3.8*	5.0*	3.2*	4.4*	2.8*	3.8*	2.5*	3.2*					2.3*	2.4*	18.8	
-10.5	8.5*	8.5*	9.8*	9.8*	10.6*	10.6*	8.8*	8.8*	7.0*	7.4*	5.5*	6.3*	4.5*	5.4*	3.8*	4.7*	3.3*	4.0*	2.9*	3.4*							2.6*	2.9*	17.8	
-12.0	9.7*	9.7*	11.1*	11.1*	9.2*	9.2*	7.7*	7.7*	6.6*	6.6*	5.6*	5.6*	4.7*	4.8*	4.0*	4.1*	3.4*	3.5*	2.8*	2.8*							2.8*	2.8*	16.6	
-13.5			8.8*	8.8*	7.4*	7.4*	6.4*	6.4*	5.5*	5.5*	4.7*	4.7*	4.0*	4.0*	3.4*	3.4*	2.7*	2.7*									2.6*	2.6*	15.1	
-15.0					5.3*	5.3*	4.7*	4.7*	4.1*	4.1*	3.5*	3.5*	2.9*	2.9*													2.2*	2.2*	13.3	

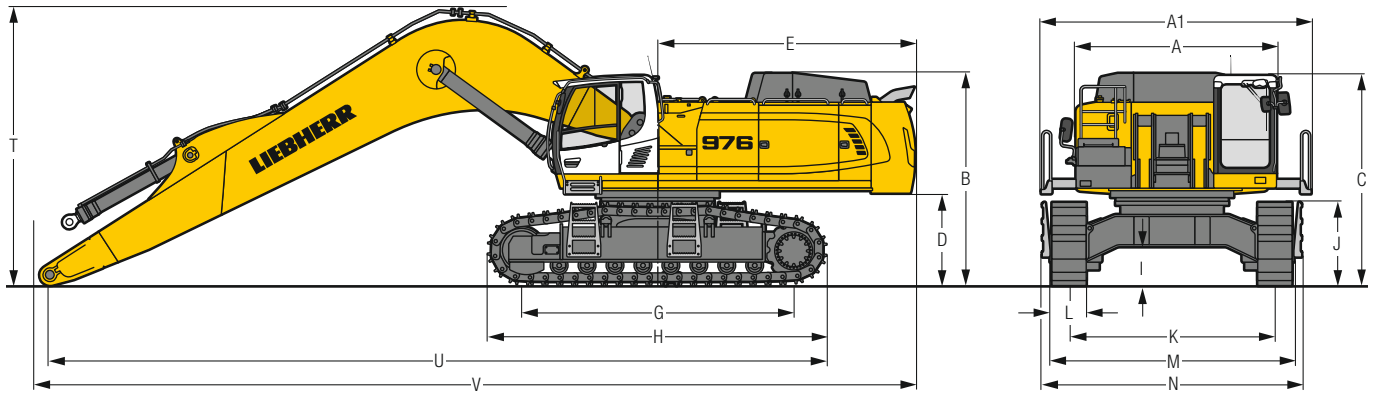
 **Height**
 **Can be slewed through 360°**
 **In longitudinal position of undercarriage**
 **Max. reach**
 * Limited by hydr. capacity

The load values are quoted in tons (t) at stick end (without bucket), and may be swung 360° on firm and even ground. Adjacent values are valid for the undercarriage when in the longitudinal position. Capacities are valid for 600 mm wide track pads. Indicated loads are based on ISO 10567 standard and do not exceed 75% of tipping or 87% of hydraulic capacity (indicated via *). Without bucket cylinder, link and lever the lift capacities will increase by 400 kg. Lifting capacity of the excavator is limited by machine stability and hydraulic capacity.

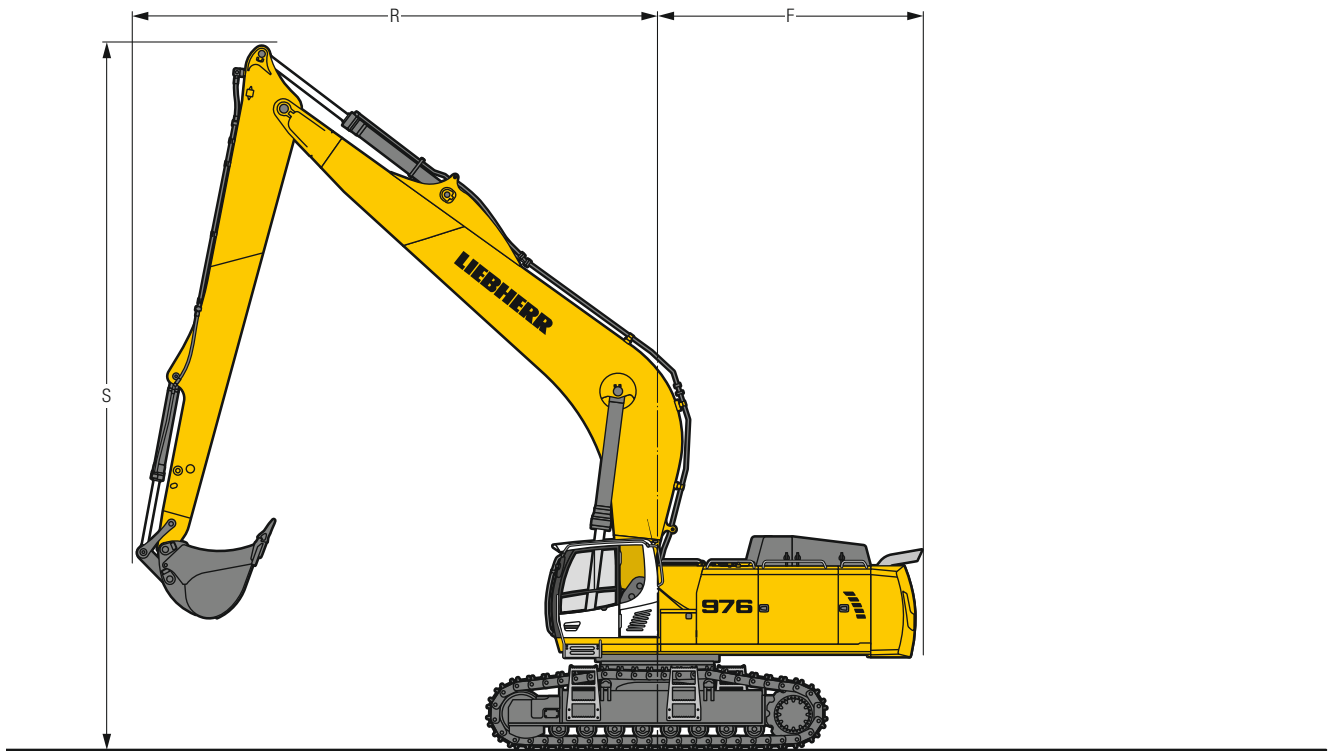
According to European Standard, EN 474-5: In the European Union excavators have to be equipped with an overload warning device, a load diagram and automatic safety check valves on hoist cylinders and stick cylinder(s), when they are used for lifting operations which require the use of lifting accessories.

Determine maximum load lift from load lift chart displayed in the operator's cab or from load lift chart detailed in the operator's manual supplied with the machine.

Dimensions



R 976

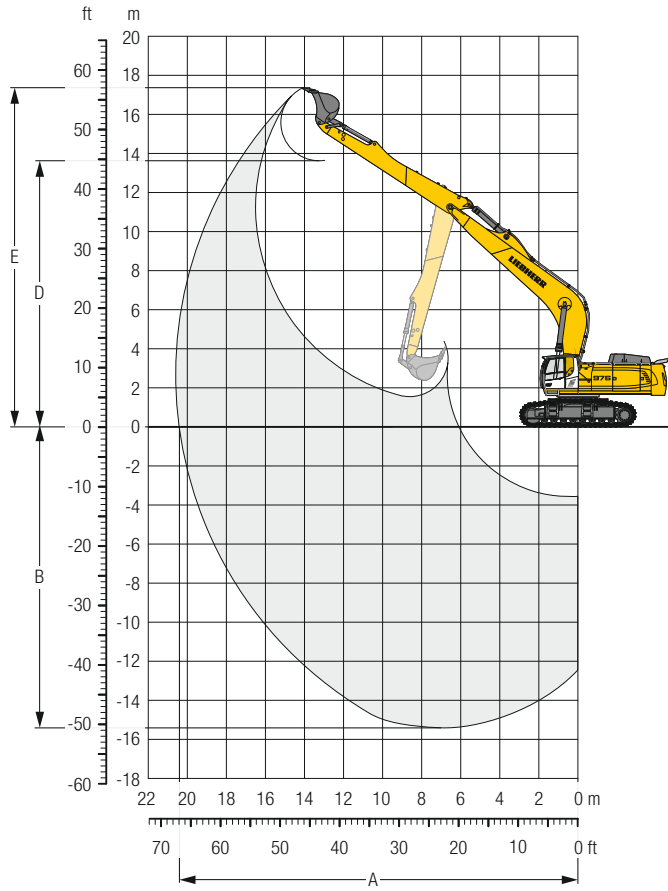


	HD	mm	LC-V	mm
A	Upper-carriage width	3,565		3,565
A1	Upper-carriage width with catwalks	4,730		4,730
B	Upper-carriage height	3,725		3,865
C	Cab height	3,695		3,835
D	Counterweight ground clearance	1,620		1,755
E	Rear-end length	4,640		4,640
F	Tail swing radius	4,640		4,640
G	Wheelbase	4,770		5,160
H	Under-carriage length	5,955		6,335
I	Under-carriage ground clearance	682		955
J	Track height	1,460		1,495
K	Track gauge	3,600		2,750* / 3,590
L	Track pad width	600 750 900		600 750 900
M	Width over tracks	4,290 4,350 4,600		3,490* 3,500* 3,650
N	Width over steps	4,540* 4,540* 4,640*		3,870* 3,870* 3,870*

* transport position

	Stick length m	Mono boom 10.50 m direct mounting mm	Mono boom 12.00 m direct mounting mm
R	Front swing radius	8.00 9.200	–
		9.50 –	11.100
S	Height with boom up	8.00 12,400 / 12,550	–
		9.50 –	13,200 / 13,350
T	Boom height	8.00 4,900	–
		9.50 –	4,950
U	Length on ground	8.00 13,650	–
		9.50 –	15,050
V	Overall length	8.00 15,450	–
		9.50 –	16,950
	Bucket	1.65 m ³	1.25 m ³

Multi-User Attachment with Mono Boom 10.50 m



R 976

Digging Envelope

Stick length	m	8.00
A Max. reach at ground level	m	20.42
B Max. digging depth	m	15.41
D Max. dumping height	m	13.62
E Max. cutting height	m	17.33

Forces

Stick digging force (ISO 6015)	kN	196
Bucket digging force (ISO 6015)	kN	316
Stick digging force (SAE J1179)	kN	191
Bucket digging force (SAE J1179)	kN	273

Operating Weight and Ground Pressure

The operating weight includes the basic machine with counterweight 16.0 t, mono boom 10.50 m, stick 8.00 m and bucket 1.65 m³ (2,100 kg).

Undercarriage		HD		
Pad width	mm	600	750	900
Weight	kg	89,550	90,650	91,750
Ground pressure	kg/cm ²	1.44	1.16	0.98

Undercarriage		LC-V		
Pad width	mm	600	750	900
Weight	kg	94,950	96,100	97,350
Ground pressure	kg/cm ²	1.42	1.15	0.97

Stick 8.00 m

Under-carriage m	3.0 m		4.5 m		6.0 m		7.5 m		9.0 m		10.5 m		12.0 m		13.5 m		15.0 m		16.5 m		18.0 m		m			
	HD	LC-V	HD	LC-V	HD	LC-V	HD	LC-V	HD	LC-V	HD	LC-V	HD	LC-V	HD	LC-V	HD	LC-V	HD	LC-V	HD	LC-V	HD	LC-V		
15.0																		6.8*	6.8*			6.9*	6.9*	13.9		
13.5																		6.9*	6.9*			6.0*	6.0*	15.1		
12.0																		6.9*	6.9*			5.8*	5.8*	16.1		
10.5																		6.9*	6.9*	7.1*	7.1*	5.8*	5.8*	16.9		
9.0																		7.0*	7.0*	7.1*	7.1*	5.6*	5.6*	17.5		
7.5																		7.2*	7.2*	7.2*	7.2*	5.6*	5.6*	18.0		
6.0															7.9*	7.9*	7.6*	7.6*	7.2	7.4*	5.8	7.0*	5.5	5.5*	18.4	
4.5														9.2*	9.2*	8.5*	8.5*	8.0*	8.0*	7.0	7.7*	5.7	7.5*	5.2	5.5*	18.6
3.0									13.1*	13.1*	11.3*	11.3*	10.0*	10.0*	9.2*	9.2*	8.1	8.5*	6.7	8.0*	5.5	7.6	5.0	5.6*	18.7	
1.5									14.8*	14.8*	12.5*	12.5*	10.9*	10.9*	9.3	9.8*	7.7	9.0*	6.4	8.4*	5.4	7.4	5.0	5.8*	18.6	
0									16.1	16.3*	12.9	13.6*	10.6	11.8*	8.8	10.4*	7.4	9.4*	6.2	8.4	5.2	7.2	4.9	6.0*	18.5	
-1.5									15.1	17.5*	12.2	14.5*	10.0	12.5*	8.4	11.0*	7.0	9.6	6.0	8.2	5.1	7.1	5.0	6.2*	18.2	
-3.0							18.5	22.9*	14.3	18.3*	11.6	15.2*	9.6	13.0*	8.0	11.0	6.8	9.3	5.8	8.1			5.2	6.6*	17.8	
-4.5					17.2*	17.2*	18.0	23.4*	13.9	18.8*	11.2	15.4	9.3	12.7	7.8	10.7	6.6	9.2	5.7	8.0			5.4	7.1*	17.2	
-6.0	11.6*	11.6*	15.1*	15.1*	21.5*	21.5*	17.8	23.3*	13.7	18.9*	11.0	15.2	9.1	12.5	7.7	10.6	6.6	9.1					5.9	7.7*	16.5	
-7.5	15.6*	15.6*	19.7*	19.7*	25.4	27.2*	17.9	22.8*	13.7	18.6*	11.0	15.2	9.1	12.5	7.7	10.6	6.7	9.3					6.5	8.6*	15.6	
-9.0	20.4*	20.4*	25.6*	25.6*	25.9	27.2*	18.3	21.6*	13.9	17.8*	11.1	14.9*	9.3	12.6*	8.0	10.5*							7.4	9.0*	14.4	
-10.5	26.5*	26.5*	32.1*	32.1*	24.6*	24.6*	18.8	19.7*	14.4	16.2*	11.6	13.5*	9.7	11.0*									8.9	9.0*	13.0	
-12.0	35.3*	35.3*	26.5*	26.5*	20.6*	20.6*	16.6*	16.6*	13.5*	13.5*	10.5*	10.5*											8.7*	8.7*	11.2	
15.0																								6.8*	6.8*	13.9
13.5																		7.0*	7.0*					6.3*	6.3*	15.1
12.0																		6.9*	6.9*					6.0*	6.0*	16.1
10.5																		6.9*	6.9*	7.1*	7.1*			5.8*	5.8*	16.9
9.0																		7.0*	7.0*	7.1*	7.1*			5.6*	5.6*	17.5
7.5																		7.3*	7.3*	7.2*	7.2*			5.8*	5.8*	18.0
6.0															7.9*	7.9*	7.6*	7.6*	7.4*	7.4*			5.5*	5.5*	18.4	
4.5													9.2*	9.2*	8.6*	8.6*	8.1*	8.1*	7.4	7.7*	6.1	7.5*	5.6*	5.6*	18.6	
3.0									13.3*	13.3*	11.4*	11.4*	10.1*	10.1*	9.2*	9.2*	8.5*	8.5*	7.2	8.1*	5.9	7.7*	5.4	5.6*	18.7	
1.5									15.0*	15.0*	12.6*	12.6*	11.0*	11.0*	9.8	9.9*	8.2	9.0*	6.9	8.4*	5.8	7.9*	5.3	5.8*	18.6	
0									16.4*	16.4*	13.6	13.7*	11.2	11.8*	9.3	10.5*	7.8	9.5*	6.6	8.7*	5.6	8.1*	5.3	6.0*	18.5	
-1.5									15.9	17.6*	12.8	14.6*	10.6	12.5*	8.9	11.0*	7.5	9.9*	6.4	9.0*	5.5	7.3*	5.4	6.2*	18.2	
-3.0							19.6	23.0*	15.2	18.4*	12.3	15.3*	10.2	13.1*	8.6	11.4*	7.3	10.2*	6.3	9.1*			5.6	6.6*	17.8	
-4.5					17.5*	17.5*	19.1	23.4*	14.8	18.8*	11.9	15.7*	9.9	13.4*	8.3	11.7*	7.1	10.3*	6.2	9.1*			5.9	7.1*	17.2	
-6.0	11.9*	11.9*	15.4*	15.4*	22.0*	22.0*	19.0	23.3*	14.6	18.9*	11.7	15.8*	9.7	13.5*	8.2	11.7*	7.1	10.2*					6.4	7.8*	16.5	
-7.5	15.9*	15.9*	20.1*	20.1*	27.0	27.8*	19.1	22.7*	14.6	18.6*	11.7	15.5*	9.7	13.2*	8.3	11.3*	7.3	9.6*					7.0	8.7*	15.6	
-9.0	20.8*	20.8*	26.1*	26.1*	27.0*	27.0*	19.4	21.5*	14.8	17.7*	11.9	14.8*	9.9	12.5*	8.6	10.4*							8.1	9.0*	14.4	
-10.5	27.2*	27.2*	31.7*	31.7*	24.3*	24.3*	19.5*	19.5*	15.3	16.1*	12.4	13.3*	10.4	10.8*									9.0*	9.0*	13.0	
-12.0	36.3*	36.3*	25.9*	25.9*	20.2*	20.2*	16.3*	16.3*	13.1*	13.1*	10.1*	10.1*											8.7*	8.7*	11.2	

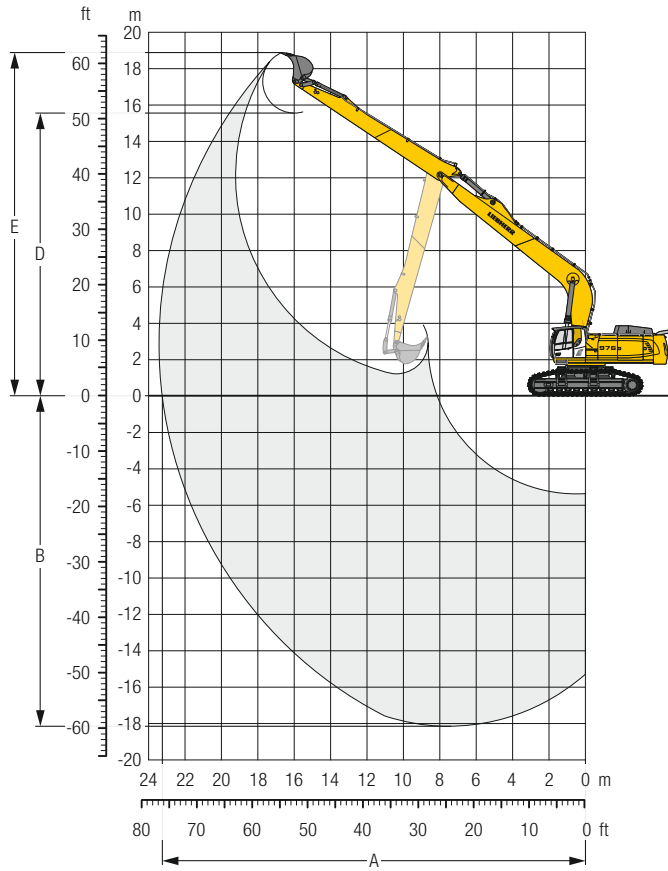
 Height
  Can be slewed through 360°
  In longitudinal position of undercarriage
  Max. reach
 * Limited by hydr. capacity

The load values are quoted in tons (t) at stick end (without bucket), and may be swung 360° on firm and even ground. Adjacent values are valid for the undercarriage when in the longitudinal position. Capacities are valid for 600 mm wide track pads. Indicated loads are based on ISO 10567 standard and do not exceed 75% of tipping or 87% of hydraulic capacity (indicated via *). Without bucket cylinder, link and lever the lift capacities will increase by 825 kg. Lifting capacity of the excavator is limited by machine stability and hydraulic capacity.

According to European Standard, EN 474-5: In the European Union excavators have to be equipped with an overload warning device, a load diagram and automatic safety check valves on hoist cylinders and stick cylinder(s), when they are used for lifting operations which require the use of lifting accessories.

Determine maximum load lift from load lift chart displayed in the operator's cab or from load lift chart detailed in the operator's manual supplied with the machine.

Multi-User Attachment with Mono Boom 12.00 m



R 976

Digging Envelope

Stick length	m	9.50
A Max. reach at ground level	m	23.25
B Max. digging depth	m	18.15
D Max. dumping height	m	15.56
E Max. cutting height	m	18.88

Forces

Stick digging force (ISO 6015)	kN	170
Bucket digging force (ISO 6015)	kN	233
Stick digging force (SAE J1179)	kN	168
Bucket digging force (SAE J1179)	kN	208

Operating Weight and Ground Pressure

The operating weight includes the basic machine with counterweight 16.0 t, mono boom 12.00 m, stick 9.50 m and bucket 1.25 m³ (1,280 kg).

Undercarriage		HD		
Pad width	mm	600	750	900
Weight	kg	90,000	91,100	92,200
Ground pressure	kg/cm ²	1.45	1.17	0.99

Undercarriage		LC-V		
Pad width	mm	600	750	900
Weight	kg	95,400	96,550	97,800
Ground pressure	kg/cm ²	1.43	1.16	0.98

Stick 9.50 m

Under-carriage m	3.0 m		4.5 m		6.0 m		7.5 m		9.0 m		10.5 m		12.0 m		13.5 m		15.0 m		16.5 m		18.0 m		19.5 m		21.0 m		m								
16.5																			4.9*	4.9*							5.0*	5.0*	16.6						
15.0																												4.9*	4.9*	17.7					
13.5																						4.6*	4.6*					4.8*	4.8*	18.7					
12.0																						4.4*	4.4*	4.8*	4.8*			4.7*	4.7*	19.5					
10.5																						4.5*	4.5*	4.6*	4.6*			4.5*	4.5*	20.2					
9.0																						4.6*	4.6*	4.6*	4.6*			4.1*	4.4*	20.7					
7.5																					4.8*	4.8*	4.7*	4.7*	4.7*	4.7*	3.9	4.9*	3.8	4.4*	21.1				
6.0																					5.1*	5.1*	4.9*	4.9*	4.9*	4.9*	3.9	4.9*	3.6	4.4*	21.4				
4.5																					5.7*	5.7*	5.4*	5.4*	5.2*	5.2*	4.7	5.1*	3.8	5.1*	21.6				
3.0													7.5*	7.5*	6.8*	6.8*					6.2*	6.2*	5.8*	5.8*	5.4	5.5*	4.5	5.3*	3.6	5.2*	3.3	4.4*	21.7		
1.5													9.7*	9.7*	8.3*	8.3*	7.4*	7.4*			6.7*	6.7*	6.1	6.2*	5.1	5.8*	4.2	5.5*	3.5	5.1	3.2	4.5*	21.6		
0													10.7*	10.7*	9.1*	9.1*	8.0*	8.0*			6.9	7.2*	5.8	6.6*	4.8	6.1*	4.0	5.8*	3.3	5.0	3.1	4.6*	21.5		
-1.5													11.0	11.6*	9.1	9.9*	7.6	8.6*			6.4	7.7*	5.4	7.0*	4.6	6.4*	3.8	5.7	3.2	4.9	3.2	4.8*	21.3		
-3.0													12.6	15.2*	10.2	12.4*	8.5	10.5*	7.1	9.1*	6.0	8.1*	5.1	7.3*	4.3	6.3	3.7	5.5			3.2	4.9	20.9		
-4.5													15.4	15.6*	12.0	15.9*	9.7	13.1*	8.0	11.0*	6.7	9.6*	5.7	8.2	4.9	7.1	4.2	6.2	3.6	5.4			3.4	5.1	20.4
-6.0													15.4	15.6*	12.0	15.9*	9.7	13.1*	8.0	11.0*	6.7	9.6*	5.7	8.2	4.9	7.1	4.2	6.2	3.6	5.4			3.6	5.3	19.8
-7.5	9.1*	9.1*	11.3*	11.3*	12.1*	12.1*	15.1	15.1*	15.0	20.5*	11.4	16.6*	9.1	13.3	7.5	11.0	6.3	9.2	5.4	7.9	4.7	6.9	4.1	6.1			4.1	6.1			3.9	5.7	19.1		
-9.0	12.0*	12.0*	14.6*	14.6*	18.9*	18.9*	15.2	20.3*	11.5	16.5*	9.1	13.3	7.5	10.9	6.3	9.2	5.4	7.9	4.7	7.0	4.3	6.3					4.3	6.3			4.3	6.3	18.2		
-10.5	15.3*	15.3*	18.4*	18.4*	22.3	23.6*	15.5	19.8*	11.7	16.2*	9.3	13.4	7.6	11.1	6.5	9.4	5.6	8.1	5.0	7.2							4.9	6.7*			4.9	6.7*	17.1		
-12.0	19.3*	19.3*	23.3*	23.3*	23.2	23.6*	16.1	18.8*	12.1	15.4*	9.6	13.0*	7.9	11.0*	6.8	9.4*	6.0	7.9*									5.8	6.9*			5.8	6.9*	15.8		
-13.5	24.6*	24.6*	28.2*	28.2*	21.4*	21.4*	16.9	17.2*	12.8	14.2*	10.2	11.8*	8.5	9.9*	7.4	8.1*											7.0*	7.0*			7.0*	7.0*	14.2		
-15.0	32.0*	32.0*	23.5*	23.5*	18.1*	18.1*	14.6*	14.6*	12.0*	12.0*	9.7*	9.7*	7.3*	7.3*													6.9*	6.9*			6.9*	6.9*	12.2		
-16.5							10.2*	10.2*																			8.9*	8.9*			8.9*	8.9*	8.3		
16.5																						4.9*	4.9*							5.0*	5.0*	16.6			
15.0																													4.9*	4.9*	17.7				
13.5																													4.8*	4.8*	18.7				
12.0																													4.7*	4.7*	19.5				
10.5																													4.5*	4.5*	20.2				
9.0																													4.6*	4.6*	20.7				
7.5																													4.4*	4.4*	21.1				
6.0																													4.9*	4.9*	21.4				
4.5																													4.1	5.1*	3.7	4.4*	21.6		
3.0													8.6*	8.6*	7.6*	7.6*	6.8*	6.8*			6.3*	6.3*	5.8*	5.8*	5.5*	5.5*	4.8	5.3*	4.0	5.2*	3.6	4.4*	21.7		
1.5													9.8*	9.8*	8.4*	8.4*	7.5*	7.5*			6.8*	6.8*	6.2*	6.2*	5.5	5.8*	4.6	5.6*	3.8	5.4*	3.5	4.5*	21.6		
0													10.8*	10.8*	9.2*	9.2*	8.1*	8.1*			7.2*	7.2*	6.2	6.6*	5.2	6.1*	4.4	5.8*	3.7	5.6*	3.5	4.6*	21.5		
-1.5													11.7	11.7*	9.7	9.9*	8.1	8.7*			6.9	7.7*	5.8	7.0*	4.9	6.4*	4.2	6.0*	3.6	5.7*	3.5	4.8*	21.3		
-3.0													10.9	12.5*	9.1	10.6*	7.6	9.2*			6.5	8.1*	5.5	7.3*	4.7	6.7*	4.1	6.2*			3.6	5.0*	20.9		
-4.5													15.8*	15.8*	12.8	15.9*	10.4	13.1*	8.6	11.1*	6.2	8.5*	5.3	7.6*	4.6	6.9*	4.0	6.3*			3.7	5.3*	20.4		
-6.0													12.3*	12.3*	16.2	18.5*	12.5	16.4*	10.1	13.5*	8.3	11.5*	7.0	9.9*	6.0	8.8*	5.2	7.8*	4.5	7.1*	4.0	6.3*	4.0	5.6*	19.8
-7.5	9.4*	9.4*	11.6*	11.6*	15.4*	15.4*	16.2	20.5*	12.4	16.6*	9.9	13.8*	8.2	11.7*	6.9	10.1*	5.9	8.9*	5.1	7.9*	4.5	7.0*					4.3	6.1*			4.3	6.1*	19.1		
-9.0	12.2*	12.2*	14.9*	14.9*	19.2*	19.2*	16.3	20.3*	12.4	16.5*	9.9	13.8*	8.2	11.7*	6.9	10.2*	5.9	8.9*	5.2	7.8*	4.7	6.7*					4.7	6.6*			4.7	6.6*	18.2		
-10.5	15.6*	15.6*	18.8*	18.8*	23.9	24.1*	16.7	19.7*	12.7	16.1*	10.1	13.5*	8.3	11.5*	7.0	9.9*	6.1	8.6*	5.5	7.3*							5.4	6.7*			5.4	6.7*	17.1		
-12.0	19.7*	19.7*	23.8*	23.8*	23.4*	23.4*	17.3	18.7*	13.1	15.3*	10.4	12.9*	8.6	11.0*	7.4	9.3*	6.5	7.8*									6.3	6.9*			6.3	6.9*	15.8		
-13.5	25.1*	25.1*	27.8*	27.8*	21.2*	21.2*	17.0*	17.0*	13.8	14.0*	11.0	11.7*	9.2	9.8*	7.9*	7.9*											7.0*	7.0*			7.0*	7.0*	14.2		
-15.0	32.8*	32.8*	23.0*	23.0*	17.8*	17.8*	14.3*	14.3*	11.7*	11.7*	9.4*	9.4*															6.9*	6.9*			6.9*	6.9*	12.2		
-16.5																																			8.3

Height
 Can be slewed through 360°
 In longitudinal position of undercarriage
 Max. reach
 * Limited by hydr. capacity

The load values are quoted in tons (t) at stick end (without bucket), and may be swung 360° on firm and even ground. Adjacent values are valid for the undercarriage when in the longitudinal position. Capacities are valid for 600 mm wide track pads. Indicated loads are based on ISO 10567 standard and do not exceed 75% of tipping or 87% of hydraulic capacity (indicated via *). Without bucket cylinder, link and lever the lift capacities will increase by 620 kg. Lifting capacity of the excavator is limited by machine stability and hydraulic capacity.

According to European Standard, EN 474-5: In the European Union excavators have to be equipped with an overload warning device, a load diagram and automatic safety check valves on hoist cylinders and stick cylinder(s), when they are used for lifting operations which require the use of lifting accessories.

Determine maximum load lift from load lift chart displayed in the operator's cab or from load lift chart detailed in the operator's manual supplied with the machine.

Available Buckets

R 922 Mono boom 8.90 m, stick 6.30 m		Ditch cleaning buckets type R 920 Compact G6 TL-03						Buckets type R 920 Compact G6 TL-03						
Cutting width	mm	1,500	2,000	2,000	2,000 ¹⁾	1,600 ¹⁾		300	400	500	650	750	850	1,050
Capacity	m ³	0.35	0.48	0.65	0.50	0.55		0.17	0.24	0.30	0.42	0.50	0.60	0.80
Weight	kg	275	350	390	650	640		230	260	310	370	400	420	500
Specific weight with LC-Undercarriage	t/m ³	2.0	1.8	1.2	1.2	1.2		2.0	2.0	2.0	2.0	1.8	1.2	–

R 926 Mono boom 8.00 m, stick 5.30 m		Ditch cleaning buckets type R 924 G8 TL-04						Buckets type R 924 G8 TL-04							
Cutting width	mm	1,500	2,000 ¹⁾	2,000	2,000 ¹⁾	2,400	2,400 ¹⁾	650	850	1,050	1,250	1,250	1,400	1,400	1,500
Capacity	m ³	0.50	0.50	0.70	0.70	0.85	0.85	0.55	0.75	0.95	1.15	1.25	1.35	1.50	1.65
Weight	kg	430	690	510	820	590	890	580	620	700	810	890	850	950	1,020
Specific weight with NLC-Undercarriage	t/m ³	2.0	2.0	2.0	2.0	2.0	1.8	2.0	2.0	1.8	1.2	1.2	1.2	–	–
Specific weight with LC-Undercarriage	t/m ³	2.0	2.0	2.0	2.0	2.0	2.0	2.0	2.0	2.0	1.5	1.2	1.2	–	–

R 926 Mono boom 10.20 m, stick 7.90 m		Ditch cleaning buckets type R 926 Compact G6 TL-03						Buckets type R 926 Compact G6 TL-03						
Cutting width	mm	1,500	2,000 ¹⁾	2,000	2,000 ¹⁾	2,400	2,400 ¹⁾	500	650	750	850	1,050	1,250	1,400
Capacity	m ³	0.50	0.50	0.70	0.70	0.85	0.85	0.30	0.42	0.50	0.60	0.80	0.95	1.05
Weight	kg	395	675	500	790	590	870	330	390	410	430	510	610	720
Specific weight with NLC-Undercarriage	t/m ³	1.2	–	–	–	–	–	2.0	1.65	1.2	–	–	–	–
Specific weight with LC-Undercarriage	t/m ³	1.8	1.2	–	–	–	–	2.0	2.0	1.65	1.2	–	–	–

R 930 Mono boom 8.00 m, stick 5.30 m		Ditch cleaning buckets type R 924/R 926 G8 TL-04						Buckets type R 924/R 926 G8 TL-04							
Cutting width	mm	1,500	2,000 ¹⁾	2,000	2,000 ¹⁾	2,400	2,400 ¹⁾	650	850	1,050	1,250	1,250	1,400	1,400	1,500
Capacity	m ³	0.50	0.50	0.70	0.70	0.85	0.85	0.55	0.75	0.95	1.15	1.25	1.35	1.50	1.65
Weight	kg	430	690	510	820	590	890	580	620	700	810	890	850	950	1,020
Specific weight with NLC-Undercarriage	t/m ³	2.0	2.0	2.0	2.0	2.0	2.0	2.0	2.0	2.0	1.65	1.5	1.2	1.2	–
Specific weight with LC-Undercarriage	t/m ³	2.0	2.0	2.0	2.0	2.0	2.0	2.0	2.0	2.0	1.8	1.5	1.5	1.2	–
Specific weight with LC-V-Undercarriage	t/m ³	2.0	2.0	2.0	2.0	2.0	2.0	2.0	2.0	2.0	1.8	1.65	1.5	1.2	–

R 930 Mono boom 10.20 m, stick 7.90 m		Ditch cleaning buckets type R 926 Compact G6 TL-04						Buckets type R 926 Compact G6 TL-04					
Cutting width	mm	1,500	2,000 ¹⁾	2,000	2,000 ¹⁾	2,400	2,400 ¹⁾	650	850	1,050	1,250	1,400	1,400
Capacity	m ³	0.50	0.50	0.70	0.70	0.85	0.85	0.55	0.60	0.80	1.00	1.15	1.35
Weight	kg	395	675	500	790	590	870	480	520	600	685	755	780
Specific weight with NLC-Undercarriage	t/m ³	1.65	1.2	–	–	–	–	1.5	1.2	–	–	–	–
Specific weight with LC-Undercarriage	t/m ³	2.0	1.65	1.2	–	–	–	1.8	1.5	–	–	–	–
Specific weight with LC-V-Undercarriage	t/m ³	2.0	2.0	1.8	1.5	1.5	1.2	2.0	2.0	1.5	–	–	–

R 938 Mono boom 8.70 m, stick 5.70 m		Ditch cleaning buckets type R 930 G8 TL-05						Buckets type R 930 G8 TL-05									
Cutting width	mm	2,000	2,000	2,400 ¹⁾	2,400	2,000 ¹⁾	2,000 ¹⁾	2,400 ¹⁾	2,000 ¹⁾	1,050	1,250	1,400	1,550	1,650	1,550	1,650	1,750
Capacity	m ³	0.70	0.85	0.85	1.15	1.20	1.45	1.45	1.65	1.00	1.25	1.45	1.60	1.75	1.85	2.00	2.15
Weight	kg	550	635	1,500	760	1,500	1,600	1,620	1,700	870	1,000	1,070	1,110	1,160	1,170	1,210	1,260
Specific weight with LC-Undercarriage	t/m ³	2.0	2.0	2.0	2.0	1.8	1.2	1.2	1.2	2.0	2.0	1.65	1.5	1.2	1.2	1.2	–
Specific weight with WLC-Undercarriage	t/m ³	2.0	2.0	2.0	2.0	2.0	1.5	1.5	1.2	2.0	2.0	1.8	1.65	1.5	1.2	1.2	1.2

R 938 Mono boom 10.70 m, stick 7.70 m		Ditch cleaning buckets type R 924/R 926 G8 TL-04						Buckets type R 924/R 926 G8 TL-04							
Cutting width	mm	1,500	2,000 ¹⁾	2,000	2,000 ¹⁾	2,400	2,400 ¹⁾	650	850	1,050	1,250	1,250	1,400	1,400	1,500
Capacity	m ³	0.50	0.50	0.70	0.70	0.85	0.85	0.55	0.75	0.95	1.15	1.25	1.35	1.50	1.65
Weight	kg	430	690	510	820	590	890	580	620	700	810	890	850	950	1,020
Specific weight with LC-Undercarriage	t/m ³	2.0	2.0	2.0	1.65	1.5	1.2	2.0	1.8	1.2	–	–	–	–	–
Specific weight with WLC-Undercarriage	t/m ³	2.0	2.0	2.0	2.0	1.8	1.5	2.0	2.0	1.5	1.2	–	–	–	–

R 938 Mono boom 10.70 m, stick 8.90 m		Ditch cleaning buckets type R 924/R 926 G8 TL-04						Buckets type R 924/R 926 G8 TL-04							
Cutting width	mm	1,500	2,000 ¹⁾	2,000	2,000 ¹⁾	2,400	2,400 ¹⁾	650	850	1,050	1,250	1,250	1,400	1,400	1,500
Capacity	m ³	0.50	0.50	0.70	0.70	0.85	0.85	0.55	0.75	0.95	1.15	1.25	1.35	1.50	1.65
Weight	kg	430	690	510	820	590	890	580	620	700	810	890	850	950	1,020
Specific weight with LC-Undercarriage	t/m ³	2.0	2.0	1.5	1.2	1.2	–	1.8	1.2	–	–	–	–	–	–
Specific weight with WLC-Undercarriage	t/m ³	2.0	2.0	1.8	1.5	1.2	1.2	2.0	1.5	1.2	–	–	–	–	–

¹⁾ Ditch cleaning bucket 2 x 50° tiltable

R 945 Mono boom 8.70 m, stick 5.70 m		Ditch cleaning buckets type R 930 G8 TL-05							Buckets type R 930 G8 TL-05								
Cutting width	mm	2,000	2,000	2,400 ¹⁾	2,400	2,000 ¹⁾	2,000 ¹⁾	2,400 ¹⁾	2,000 ¹⁾	1,050	1,250	1,400	1,550	1,650	1,550	1,650	1,750
Capacity	m ³	0.70	0.85	0.85	1.15	1.20	1.45	1.45	1.65	1.00	1.25	1.45	1.60	1.75	1.85	2.00	2.15
Weight	kg	550	635	1,500	760	1,500	1,600	1,620	1,700	870	1,000	1,070	1,110	1,160	1,170	1,210	1,260
Specific weight with S-HD-Undercarriage	t/m ³	–	–	2.0	2.0	2.0	1.65	1.65	1.2	2.0	2.0	2.0	1.65	1.5	1.5	1.2	1.2
Specific weight with LC-V-Undercarriage	t/m ³	–	–	2.0	2.0	2.0	1.65	1.65	1.2	2.0	2.0	2.0	1.65	1.5	1.5	1.2	1.2

R 945 Mono boom 10.70 m, stick 7.70 m		Ditch cleaning buckets type R 924 / R 926 G8 TL-04						Buckets type R 924 / R 926 G8 TL-04									
Cutting width	mm	1,500	2,000 ¹⁾	2,000	2,000 ¹⁾	2,400	2,400 ¹⁾			650	850	1,050	1,250	1,250	1,400	1,400	1,500
Capacity	m ³	0.50	0.50	0.70	0.70	0.85	0.85			0.55	0.75	0.95	1.15	1.25	1.35	1.50	1.65
Weight	kg	430	690	510	820	590	890			580	620	700	810	890	850	950	1,020
Specific weight with S-HD-Undercarriage	t/m ³	2.0	2.0	2.0	2.0	2.0	2.0			2.0	2.0	1.8	1.5	1.2	1.2	–	–
Specific weight with LC-V-Undercarriage	t/m ³	2.0	2.0	2.0	2.0	2.0	2.0			2.0	2.0	2.0	1.65	1.5	1.2	1.2	–

R 945 Mono boom 10.70 m, stick 8.90 m		Ditch cleaning buckets type R 924 / R 926 G8 TL-04						Buckets type R 924 / R 926 G8 TL-04									
Cutting width	mm	1,500	2,000 ¹⁾	2,000	2,000 ¹⁾	2,400	2,400 ¹⁾			650	850	1,050	1,250	1,250	1,400	1,400	1,500
Capacity	m ³	0.50	0.50	0.70	0.70	0.85	0.85			0.55	0.75	0.95	1.15	1.25	1.35	1.50	1.65
Weight	kg	430	690	510	820	590	890			580	620	700	810	890	850	950	1,020
Specific weight with S-HD-Undercarriage	t/m ³	2.0	2.0	2.0	2.0	1.8	1.5			2.0	2.0	1.5	1.2	–	–	–	–
Specific weight with LC-V-Undercarriage	t/m ³	2.0	2.0	2.0	2.0	2.0	1.65			2.0	2.0	1.65	1.2	–	–	–	–

R 956 Mono boom 9.00 m, stick 6.00 m		Ditch cleaning buckets type R 938 / R 945 G8 TL-06						Buckets type R 938 / R 945 G8 TL-06									
Cutting width	mm	2,000	2,000 ¹⁾	2,200	2,200 ¹⁾					1,200	1,350	1,500	1,650	1,650			
Capacity	m ³	1.45	1.45	1.65	1.65					1.25	1.50	1.75	2.00	2.25			
Weight	kg	1,000	1,600	1,050	1,670					1,280	1,370	1,460	1,580	1,690			
Specific weight with LC-Undercarriage	t/m ³	1.8	1.8	1.8	1.5					1.8	1.8	1.5	1.2	–			
Specific weight with LC-V-Undercarriage	t/m ³	1.8	1.8	1.8	1.8					1.8	1.8	1.8	1.5	1.2			

R 956 Mono boom 10.70 m, stick 8.50 m		Ditch cleaning buckets type R 930 G8 TL-05						Buckets type R 930 G8 TL-05									
Cutting width	mm	2,000	2,000 ¹⁾	2,400	2,400 ¹⁾					850	1,050	1,250	1,400				
Capacity	m ³	0.85	0.85	1.15	1.15					0.75	1.00	1.25	1.45				
Weight	kg	635	900	685	950					810	870	1,000	1,070				
Specific weight with LC-Undercarriage	t/m ³	1.8	1.8	1.5	1.2					1.8	1.5	1.2	–				
Specific weight with LC-V-Undercarriage	t/m ³	1.8	1.8	1.8	1.5					1.8	1.8	1.2	1.2				

R 956 Mono boom 13.00 m, stick 10.00 m		Ditch cleaning buckets type R 930 G8 TL-05						Buckets type R 930 G8 TL-05									
Cutting width	mm	2,000	2,000	2,000 ²⁾	2,400					850	1,050						
Capacity	m ³	0.70	0.85	0.85	1.15					0.75	1.00						
Weight	kg	550	635	900	685					810	940						
Specific weight with LC-VW-Undercarriage	t/m ³	1.8	1.8	1.5	1.2					1.8	1.2						

R 976 Mono boom 10.50 m, stick 8.00 m		Buckets type R 956 G6 TL-07															
Cutting width	mm	1,350	1,550	1,750	1,950												
Capacity	m ³	1.65	2.00	2.35	2.70												
Weight	kg	2,100	2,250	2,450	2,650												
Specific weight with HD-Undercarriage	t/m ³	1.8	1.5	1.2	–												
Specific weight with LC-V-Undercarriage	t/m ³	1.8	1.8	1.5	1.2												

R 976 Mono boom 12.00 m, stick 9.50 m		Buckets type R 938 / R 945 G8 TL-06															
Cutting width	mm	1,200	1,350	1,500	1,650												
Capacity	m ³	1.25	1.50	1.75	2.00												
Weight	kg	1,280	1,370	1,460	1,580												
Specific weight with HD-Undercarriage	t/m ³	1.8	1.5	1.2	–												
Specific weight with LC-V-Undercarriage	t/m ³	1.8	1.8	1.5	1.2												

¹⁾ Ditch cleaning bucket 2 x 50° tiltable

²⁾ Ditch cleaning bucket 2 x 45° tiltable

The Liebherr Group of Companies



Wide Product Range

The Liebherr Group is one of the largest construction equipment manufacturers in the world. Liebherr's high-value products and services enjoy a high reputation in many other fields. The wide range includes domestic appliances, aerospace and transportation systems, machine tools and maritime cranes.

Exceptional Customer Benefit

Every product line provides a complete range of models in many different versions. With both their technical excellence and acknowledged quality, Liebherr products offer a maximum of customer benefits in practical applications.

State-of-the-art Technology

To provide consistent, top quality products, Liebherr attaches great importance to each product area, its components and core technologies. Important modules and components are developed and manufactured in-house, for instance the entire drive and control technology for construction equipment.

Worldwide and Independent

Hans Liebherr founded the Liebherr family company in 1949. Since then, the family business has steadily grown to a group of more than 130 companies with more than 48,000 employees located on all continents. The corporate headquarters of the Group is Liebherr-International AG in Bulle, Switzerland. The Liebherr family is the sole owner of the company.

www.liebherr.com

Liebherr-France SAS

2 avenue Joseph Rey, B.P. 90287, FR-68005 Colmar Cedex
☎ +33 389 21 30 30, Fax +33 389 21 37 93
www.liebherr.com, E-Mail: info.lfr@liebherr.com
www.facebook.com/LiebherrConstruction