

EN

LS 150

www.liebherr.com

LIEBHERR

Ship cranes



Maximum lifting capacity
Main hoist: 150 t
Auxiliary hoist: 45 t



Maximum outreach
36 m

Technical data

Speeds*

Hoisting/lowering	
150t	0 m/min - 7.0 m/min
0t	0 m/min - 18 m/min
Slewing	
Reduced torque	0 rpm - 0.7 rpm
Max. torque	0 rpm - 0.5 rpm
Slewing range	360° unlimited
Luffing time	
70t (from 3.9m - 36m)	approx. 140 sec
0t (from 3.9m - 36m)	approx. 70 sec
Auxiliary hoist	
45t	0 m/min - 20 m/min
0t	0 m/min - 40 m/min

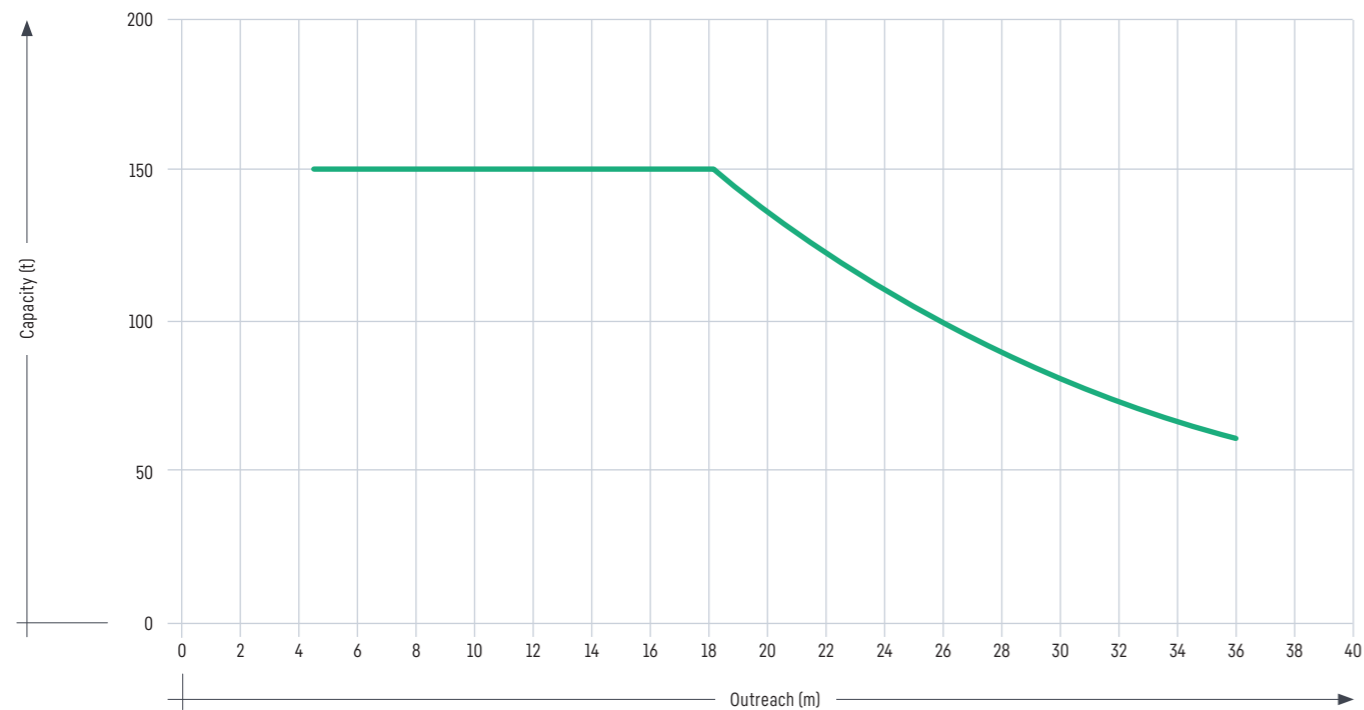
*Referring to 60 Hz

Design conditions

Maximum admissible	
Ambient working temperature	-20°C to +45°C
Humidity maximum	93%
Maximum wind speed	
Working condition	20 m/sec
Parking condition	63 m/sec

Load diagram

hook operation (36m)**



**Load chart depending on operation conditions and classification societies

Working radius

Min. to max. (radius)	3.9m - 36m
-----------------------	------------

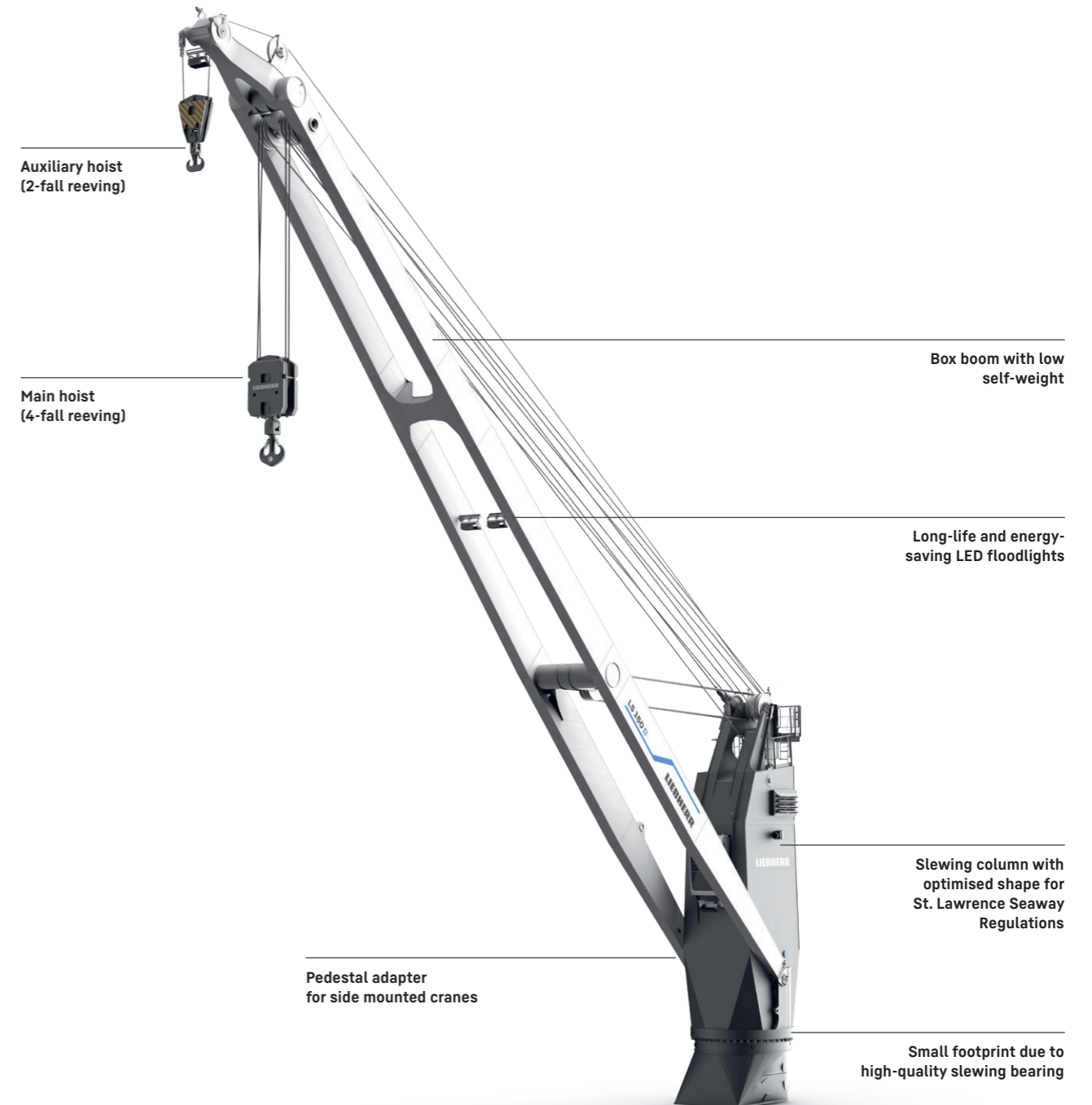
Electric data of the motor

Type of motor	three phase squirrel cage
Class of protection	IP 55
Starting	star delta
Nominal output	2x 140 kW (50 Hz) / 2x 180 kW (60 Hz) (S6 - 40% ED)
Main power supply	400V (50 Hz) / 440V (60 Hz)
Auxiliary power supply	230V, 3 ph

Weight

Weight of crane (without pedestal and lifting attachments)	approx. 115t
---	--------------

General arrangement



Advantages

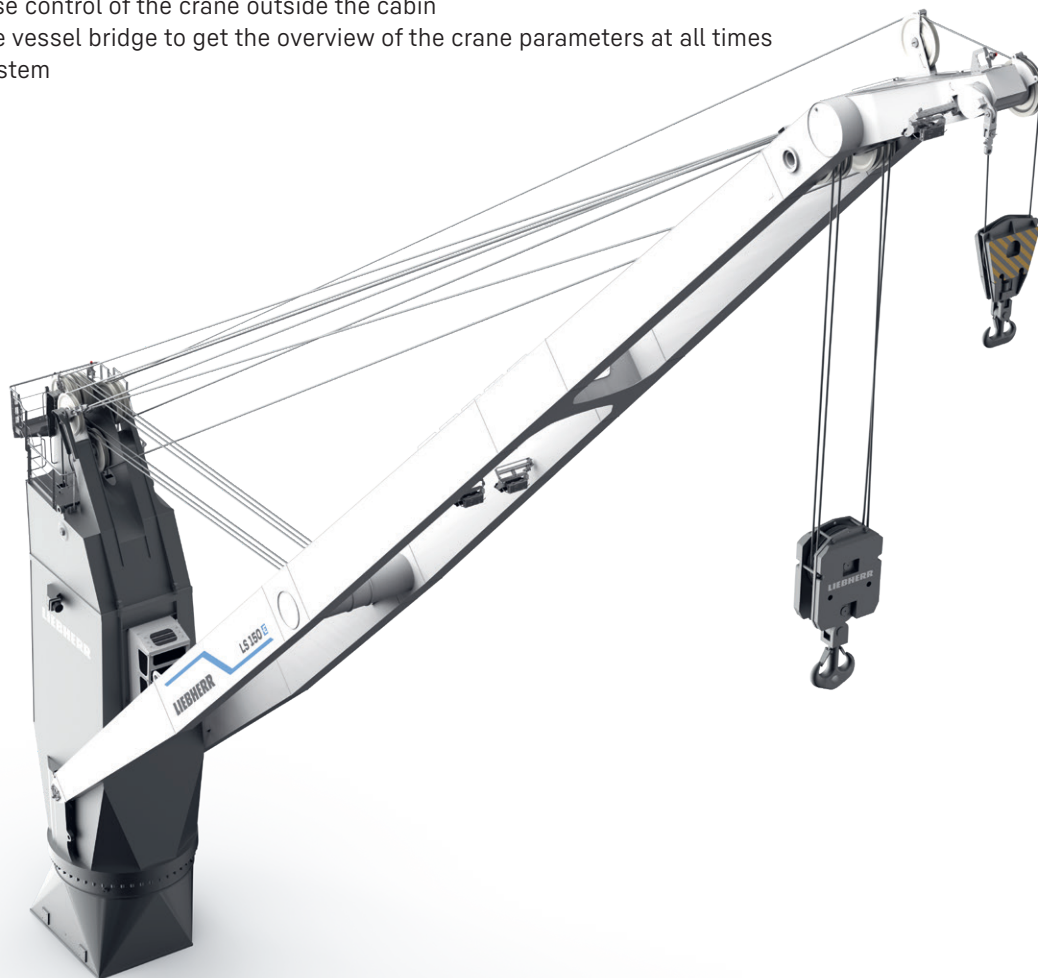
- Components developed and produced in-house
- Precise and reliable crane control system Litronic
- Energy-efficient constant-pressure hydraulic drive
- Ready for the use of automated assistance systems
- Operator's cabin with A/C

Optional features



Liebherr
ship cranes

- 45t auxiliary hoist with load chart and additional charts for grab operation and personnel lift
- Intelligent automatic greasing systems for rope pulleys, slewing bearing and pivot point
- Remote control for precise control of the crane outside the cabin
- Additional monitor on the vessel bridge to get the overview of the crane parameters at all times
- Radio communication system
- Liebherr remote service



Litronic®

Developed and manufactured in-house by Liebherr, the Litronic system is an innovative, all-in-one solution that integrates cutting-edge technologies for advanced and reliable crane control. Acting as the direct interface between the crane and the operator, Litronic provides real-time operational data through various analysis tools, ensuring optimal performance. Thanks to the intelligent control system, the crane always achieves maximum speed depending on the respective load. The system also ensures a stepless load curve through automatic load moment control, optimising utilisation in every lifting situation. Adjustment occurs automatically – no manual switching is required. Designed for flexibility, Litronic allows for the modular integration of additional functionalities, offering a tailored solution for diverse operational needs.

Liebherr Connect

Liebherr Connect uses the latest technology to ensure reliable and safe machine connectivity. It is the requirement for the use of digital Liebherr products and services, such as LiDAT smartApp or LiDAT Web. Customers benefit from stable and secure machine networking, which also enables remote access. The machine has a system for recording and transmitting machine and/or location data. Liebherr uses this data exclusively for customer service and product development. The customer hereby grants their express - revocable - consent at any time for data to be recorded and transferred.

XpertAssist

The XpertAssist subscription offers an extension of the common remote maintenance service, including a direct audio/video uplink to Liebherr's special trained customer service, featuring augmented reality elements for enhanced diagnosis and advanced technical advice.